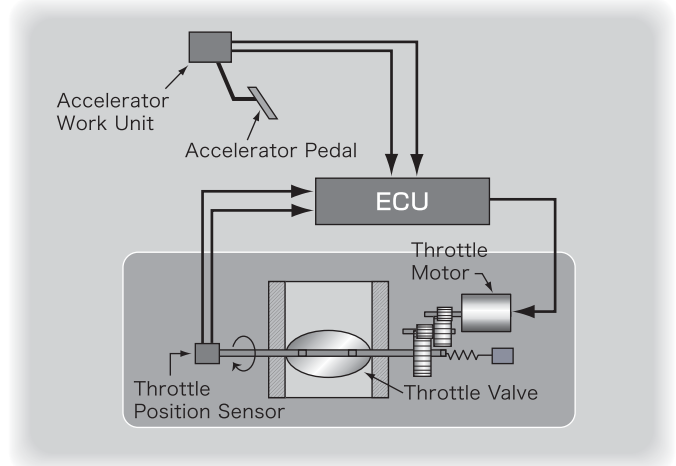


## What is an Electronic Control Throttle Chamber ?

The Electronic Control Throttle Chamber has a role to dispense the amount of intake air passing, where installed to intake system of electronic control system.

The Electronic Control Throttle Chamber transforms the amount of power stepped on the pedal of accelerator into electric signal. The electric signal makes Engine Control Unit to dispense the motor and opens and closes the valve. The Electronic Control Throttle Chamber is able to open and close the valve of accelerator according to the condition of vehicle, based on the information collected from various sensors installed in the vehicle. Therefore, the system of the Electronic Control Throttle Chamber is more precise and accurate than that of the Mechanic Throttle Chamber.



System of Electronic Control Throttle Chamber

## The Main Symptoms of Defect and The Methods of Inspection

The symptoms of defect of Electronic Control Throttle Chamber are found out by following symptoms.

- The engine stalls or is likely to stall in reducing speed or stopping.
- The revolution of idling goes down.
- The engine stalls or is likely to stall when the engine is warmed up, or the engine is re-started.
- The revolution of engine goes down when stepping off the accelerator passing on the curved road.

Please refer to service manual published by car maker when inspecting Electronic Control Throttle Chamber, as each car maker has his own method of inspection for Electronic Control Throttle Chamber.

# The Guide of Engine Management System General Catalog

The purpose of Catalog 2010 is to furnish our customers with complete listings of parts requirements.

This Catalog is compiled with parts of engine management system according to product and car model based on the information by May 2010.

Please note that any change may occur without notice and we do not take any responsibility for possible errors in listings, applications and compatibilities.

## How to use this Catalog

### The order of displacement of Catalog

Car's name is lined in car maker, alphabetical order

### Sample of Applicable Car List

#### [ Air Flow Sensor ]

CAR Series	ENG. MODEL	CC DISP'T	WD	YEAR	HITACHI APS PARTS No.	CAR MODEL DESCRIPTION	REFERENCE No.
------------	------------	-----------	----	------	-----------------------	-----------------------	---------------

#### CUBE Z11 Series

YZ11	HR15DE	1500	2WD	05.05 ~ 08.01	U08001-AFS	CVT	22680-7S000
------	--------	------	-----	---------------	------------	-----	-------------

#### [ Electronic Control Throttle Chamber ]

CAR MODEL	ENG. MODEL	CC DISP'T	WD	YEAR	HITACHI APS PARTS No.	CAR MODEL DESCRIPTION	REFERENCE No.	GASKET REFERENCE No.	GAS KET QTY
-----------	------------	-----------	----	------	-----------------------	-----------------------	---------------	----------------------	-------------

#### FORWARD

FRD35	6HL1-S	7200	4X2	04.04 ~	U09006-ETB	Short Cab/Long Chassis	897602-2051	909566-3900	2
				05.07 ~	U09006-ETB	Short Cab/ex.(Short Cab)-Long Chassis/G>0512-0610	897602-2051	898004-3230	2
						Short Cab/ex.(Short Cab)-Long Chassis/G>0611-	897602-2051	898047-5980	2
						Short Cab/ex.(Short Cab)-Long Chassis/G1>0507-0511	897602-2051	909566-3900	2

After Electronic Control Throttle Chamber and connector are exchanged, it is necessary to set up ECU.

Also, it is necessary to use the tool recommended by Car makers in some case.

#### [ Fuel Pump ]

CAR MODEL	ENG. MODEL	CC DISP'T	WD	YEAR	HITACHI APS PARTS No.	CAR MODEL DESCRIPTION	REFERENCE No.	REFERENCE No. (RECOMMENDED REPLACEMENT PARTS)		
								O RING (large) 17342	PACKING 17044	O RING (small) 17049

#### STAGEA M35 Model

PM35	VQ35DE	3500	2WD	04.08 ~ 07.07	XFP-38035		17042-5Y700	17342-01A00	17044-4M405	17049-4M400
PNM35	VQ35DE	3500	4WD	04.08 ~ 07.07	XFP-38035		17042-5Y700	17342-01A00	17044-4M405	17049-4M400

#### [ Ignition Coil ]

CAR MODEL	ENG. MODEL	CC DISP'T	WD	YEAR	HITACHI APS PARTS No.	CLY Q'TY	CAR MODEL DESCRIPTION	REFERENCE No.
-----------	------------	-----------	----	------	-----------------------	----------	-----------------------	---------------

#### BLUEBIRD U14 Series

QU14	QG18DE	1800	2WD	98.09 ~ 01.08	U08001-COIL	4		22448-4M500
	QG18DD	1800	2WD	98.09 ~ 01.08	U08002-COIL	4		22448-6J901

# Sign and Explanation of Abbreviation

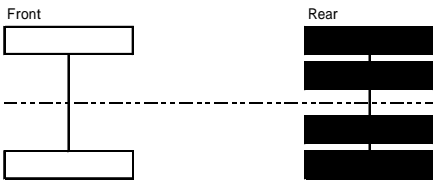
## Sign

/	division	ex.(***)	Except(***)	G>	Year of Gasket
** . **	** of **	w/ ***	with ***		Discontinued stock sales only
** , **	** and **	w/o ***	without ***		

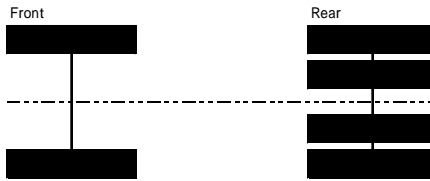
## Abbreviation

AT	Automatic Transmission	SHORT	Short Wheel Base
CVT	Continuously Variable Transmission	LONG	Long Wheel Base
MCVT	Continuously Variable Transmission with Manual	ACT	Active Suspension
MT	Manual Transmission	IRS	IRS Suspension
F4	Floor Shift 4 Speed	ABS	spec.ABS
F5	Floor Shift 5 Speed	TRC	Traction Control System
R4	Column Shift 4 Speed	VDC	Vehicle Dynamic Control System
R5	Column Shift 5 Speed	2WD	2 Wheel Drive
HB	Hatchback	4WD	4 Wheel Drive
VAN	Van	4 x 2	Front 1 Shaft · Rear 1 Shaft / 1 Shaft Drive
WG	Wagon	4 x 4	Front 1 Shaft · Rear 1 Shaft / 2 Shaft Drive
GDI	Mitsubishi Gasoline Direct Injection	6 x 2	Front 1 Shaft · Rear 2 Shaft / 1 Shaft Drive
EPI	Suzuki Car Electronic Petrol Injection		Front 2 Shaft · Rear 1 Shaft / 1 Shaft Drive
TURBO	with Turbo	6 x 4	Front 1 Shaft · Rear 2 Shaft / 2 Shaft Drive
HICAS	with Hicas	6 x 6	Front 1 Shaft · Rear 2 Shaft / 6 Shaft Drive
CNG	Compressed Natural Gas Car	8 x 4	Front 2 Shaft · Rear 2 Shaft / 2 Shaft Drive
LPG	Liquid Petroleum Gas Car		

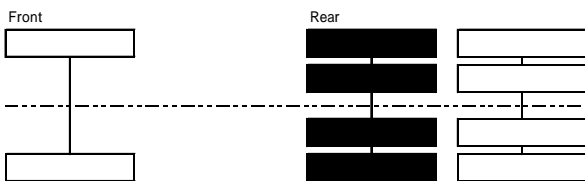
4 x 2 (Front 1 Shaft · Rear 1 Shaft / 1 Shaft Drive)



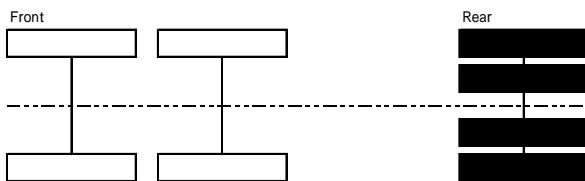
4 x 4 (Front 1 Shaft · Rear 1 Shaft / 2 Shaft Drive)



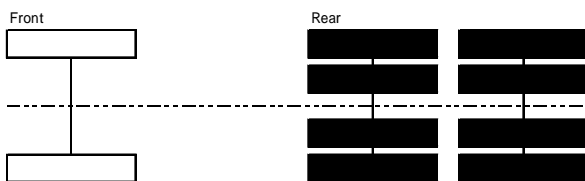
6 x 2 (Front 1 Shaft · Rear 2 Shaft / 1 Shaft Drive)



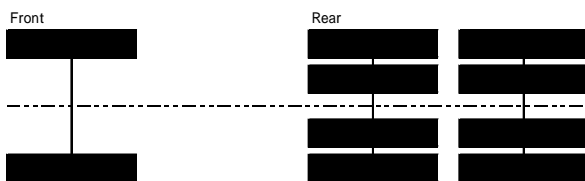
6 x 2 (Front 2 Shaft · Rear 1 Shaft / 1 Shaft Drive)



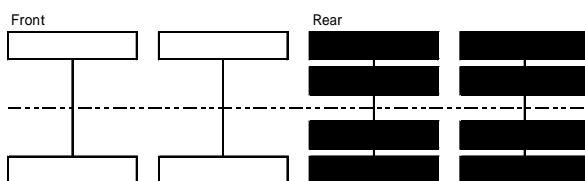
6 x 4 (Front 1 Shaft · Rear 2 Shaft / 2 Shaft Drive)



6 x 6 (Front 1 Shaft · Rear 2 Shaft / 6 Shaft Drive)



8 x 4 (Front 2 Shaft · Rear 2 Shaft / 2 Shaft Drive)



□ Tire      ■ Drive Wheel

The total weight of truck is spread into each drive shafts, to support the vehicle.  
 Each drive shafts have weight limit.  
 The structure of drive shafts is displayed on this page.  
 The total number of wheel x the number of drive wheel.  
 Above black color drive shafts stand for the number of drive wheel.

Please use this Catalog when you exchange spare parts of Engine Management System.

When you use this Catalog, please note the following points and place your order after confirming your requested spare parts in accordance with your requested parts number and car application.

In case you are not able to find your requested spare parts, please do not hesitate to contact your agents.

This Catalog is compiled with parts of Engine Management System based on the information by May 2010. Please note that any change may occur without notice.

Please note that each cylinder may be applied to different Ignition Coils.

Please note that listings, applications and compatibilities described in this Catalog may differ from actual one.

**Please read following points before replacing parts.**



### **Safety Warning**

\*When replacing parts, please ask for qualified engineer to replace parts according to the proper instruction manuals.

Inappropriate operation may cause of an accident or fire.

\*Do not install parts to inapplicable vehicle, it may cause of an accident or fire.

\*Do not use parts for the proper and original purpose of use.

It may cause of an accident or fire, if you do not use parts for the proper and original purpose.

\*When you start your work, please work in a place well ventilated and a fire extinguisher nearby, If you work in a place where inflammable things are put nearby, it may cause of fire.

\*After installing parts, please check that fuel does not leak in starting engine.

If fuel leaks, it may cause of an accident or fire.

**NISSAN**

CAR MODEL	ENG. MODEL	CC DISP'T	WD	YEAR	HITACHI APS PARTS No.	CAR MODEL DESCRIPTION	REFERENCE No.	GASKET REFERENCE No.
-----------	------------	-----------	----	------	-----------------------	-----------------------	---------------	----------------------

**NISSAN**

**AD / AD EXPERT VY12 Series**

VAY12	CR12DE	1200	2WD	06.12 ~	U08011-ETB	Grade:DX,VE	16119-AX00B	16175-AX000
							16119-AX00C	16175-AX000

**AD VAN / WINGROAD Y11 Series**

VY11	QG13DE	1300	2WD	02.08 ~ 08.10	U08001-ETB	AT/Grade:DX,VE,GX	16119-AU000	16175-6N200				
							16119-AU003	16175-6N200				
							16119-AU00A	16175-6N200				
							16119-AU00B	16175-6N200				
VFY11	QG15DE	1500	2WD	02.08 ~ 08.10	U08001-ETB	AT/Grade:DX,VE,GX	16119-AU000	16175-6N200				
							16119-AU003	16175-6N200				
							16119-AU00A	16175-6N200				
							16119-AU00B	16175-6N200				
WFY11	QG15DE	1500	2WD	02.11 ~ 05.12	U08001-ETB	AT/Grade:G,S,X	16119-AU000	16175-6N200				
							16119-AU003	16175-6N200				
							16119-AU00A	16175-6N200				
							16119-AU00B	16175-6N200				
VHNY11	QG18DE	1800	4WD	02.08 ~ 08.10	U08001-ETB	AT/MT/ Grade:DX,VE,GX	16119-AU000	16175-6N200				
							16119-AU003	16175-6N200				
							16119-AU00A	16175-6N200				
							16119-AU00B	16175-6N200				
							16119-AU00C	16175-6N200				
WHNY11	QG18DE	1800	4WD	02.11 ~ 05.12	U08001-ETB	AT/Grade:G,S,X	16119-AU000	16175-6N200				
							16119-AU003	16175-6N200				
							16119-AU00A	16175-6N200				
							16119-AU00B	16175-6N200				
							16119-AU00C	16175-6N200				
WRY11	QR20DE	2000	2WD	01.10 ~ 05.12	U08005-ETB	CVT/Grade:ZX	16119-8H301	16175-6N200				
							16119-8H303	16175-6N200				
							16119-8H30A	16175-6N200				
							16119-8H30B	16175-6N200				
							16119-8H30C	16175-6N200				

# NISSAN

CAR MODEL	ENG. MODEL	CC DISP'T	WD	YEAR	HITACHI APS PARTS No.	CAR MODEL DESCRIPTION	REFERENCE No.	GASKET REFERENCE No.
<b>AVENIR W11 Series</b>								
W11	QG18DE	1800	2WD	02.08 ~ 05.09	<b>U08001-ETB</b>	AT/Grade:Salut J, Salut SI,Salut X, Salut Z	16119-AU000	16175-6N200
							16119-AU003	16175-6N200
							16119-AU00A	16175-6N200
							16119-AU00B	16175-6N200
							16119-AU00C	16175-6N200
RW11	QR20DE	2000	2WD	02.08 ~ 05.09	<b>U08005-ETB</b>	MCVT/ Grade:Salut SI	16119-8H301	16175-6N200
							16119-8H303	16175-6N200
							16119-8H30A	16175-6N200
							16119-8H30B	16175-6N200
							16119-8H30C	16175-6N200
RNW11	QR20DE	2000	4WD	02.08 ~ 05.09	<b>U08005-ETB</b>	AT/Grade:Salut SI	16119-8H301	16175-6N200
							16119-8H303	16175-6N200
							16119-8H30A	16175-6N200
							16119-8H30B	16175-6N200
							16119-8H30C	16175-6N200
<b>BASSARA JU30 Series</b>								
JTU30	QR25DE	2500	2WD	01.08 ~ 03.06	<b>U08006-ETB</b>	Grade:V,X,J,HWS	16119-AE011	16175-6N200
							16119-AE013	16175-6N200
							16119-AE01A	16175-6N200
							16119-AE01B	16175-6N200
							16119-AE01C	16175-6N200
JTNU30	QR25DE	2500	4WD	01.08 ~ 03.06	<b>U08006-ETB</b>	Grade:V,X,J,HWS	16119-AE011	16175-6N200
							16119-AE013	16175-6N200
							16119-AE01A	16175-6N200
							16119-AE01B	16175-6N200
							16119-AE01C	16175-6N200
<b>BLUEBIRD SYLPHY G10 Series</b>								
FG10	QG15DE	1500	2WD	03.02 ~ 05.12	<b>U08001-ETB</b>	AT/Grade:I,I/G,BC, Car for driving school	16119-AU003	16175-6N200
							16119-AU00A	16175-6N200
							16119-AU00B	16175-6N200
							16119-AU00C	16175-6N200
					<b>U08010-ETB</b>	MT Grade:I/G,Car for driving school	16119-8N003	16175-6N200
							16119-8N00A	16175-6N200
							16119-8N00B	16175-6N200
							16119-8N00C	16175-6N200
QNG10	QG18DE	1800	4WD	03.02 ~ 05.12	<b>U08001-ETB</b>	AT Grade:VI/4	16119-AU003	16175-6N200
							16119-AU00A	16175-6N200
							16119-AU00B	16175-6N200
							16119-AU00C	16175-6N200
TG10	QR20DD	2000	2WD	00.08 ~ 05.12	<b>U08002-ETB</b>	CVT/MCVT/ Grade:XJ/G	16119-6N200	16175-6N200
							16119-6N201	16175-6N200
							16119-6N202	16175-6N200
							16119-6N203	16175-6N200
							16119-6N20A	16175-6N200
							16119-6N20B	16175-6N200
							16119-6N20C	16175-6N200
<b>CEDRIC / GLORIA Y34 Series</b>								
MY34	VQ25DD	2500	2WD	01.12 ~ 04.10	<b>U08008-ETB</b>	AT/Grade:250L, 250LV,250TX,250S, 250SV	16119-AL601	16175-AR000
							16119-AL603	16175-AR000
							16119-AL60A	16175-AR000
							16119-AL60B	16175-AR000
							16119-AL60C	16175-AR000
HY34	VQ30DD	3000	2WD	01.12 ~ 04.10	<b>U08008-ETB</b>	AT/Grade:300LV, 300LVVIP,300SV	16119-AL601	16175-AR000
							16119-AL603	16175-AR000
							16119-AL60A	16175-AR000
							16119-AL60B	16175-AR000
							16119-AL60C	16175-AR000

# NISSAN

CAR MODEL	ENG. MODEL	CC DISP'T	WD	YEAR	HITACHI APS PARTS No.	CAR MODEL DESCRIPTION	REFERENCE No.	GASKET REFERENCE No.
<b>CIMA F50 Series</b>								
GF50	VK45DD	4500	2WD	01.01 ~ 03.08	U08007-ETB	AT(F5)/ Grade:450XL,450VIP, 450XV	16119-AR000	16175-AR000
							16119-AR001	16175-AR000
							16119-AR003	16175-AR000
							16119-AR00A	16175-AR000
							16119-AR00B	16175-AR000
16119-AR00C	16175-AR000							
GNF50	VK45DD	4500	4WD	01.01 ~ 03.11	U08007-ETB	AT(F4)/ Grade:450X FOUR, 450VIP FOUR	16119-AR000	16175-AR000
							16119-AR001	16175-AR000
							16119-AR003	16175-AR000
							16119-AR00A	16175-AR000
							16119-AR00B	16175-AR000
16119-AR00C	16175-AR000							
<b>CUBE Z11 Series</b>								
BZ11	CR14DE	1400	2WD	02.10 ~ 08.11	U08011-ETB	AT/ MCVT(0210-0505)	16119-AX000	16175-AX000
							16119-AX00A	16175-AX000
							16119-AX00B	16175-AX000
							16119-AX00C	16175-AX000
BNZ11	CR14DE	1400	4WD	02.10 ~ 08.11	U08011-ETB	AT	16119-AX000	16175-AX000
							16119-AX00A	16175-AX000
							16119-AX00B	16175-AX000
							16119-AX00C	16175-AX000
<b>CUBE3 GZ11 Series</b>								
BGZ11	CR14DE	1400	2WD	03.09 ~ 08.11	U08011-ETB	AT/ MCVT(0309-0505)/ Grade:EX,SX,AX,14S, 14RS	16119-AX000	16175-AX000
							16119-AX00A	16175-AX000
							16119-AX00B	16175-AX000
							16119-AX00C	16175-AX000
<b>ELGRAND E51 Series</b>								
ME51	VQ25DE	2500	2WD	04.12 ~	U08008-ETB	Grade:V,VG,HWS	16119-AL603	16175-AR000
							16119-AL60A	16175-AR000
							16119-AL60B	16175-AR000
							16119-AL60C	16175-AR000
ME51	VQ25DE	2500	2WD	04.12 ~	U08008-ETB	Grade:V,VG,HWS	16119-AL603	16175-AR000
							16119-AL60A	16175-AR000
							16119-AL60B	16175-AR000
							16119-AL60C	16175-AR000
MNE51	VQ25DE	2500	4WD	04.12 ~	U08008-ETB	Grade:V,VG,HWS	16119-AL603	16175-AR000
							16119-AL60A	16175-AR000
							16119-AL60B	16175-AR000
							16119-AL60C	16175-AR000
E51	VQ35DE	3500	2WD	02.05 ~	U08008-ETB	Grade:VG,V,X,XL,HWS	16119-AL601	16175-AR000
							16119-AL603	16175-AR000
							16119-AL60A	16175-AR000
							16119-AL60B	16175-AR000
NE51	VQ35DE	3500	4WD	02.05 ~	U08008-ETB	Grade:VG,V,X,XL,HWS	16119-AL601	16175-AR000
							16119-AL603	16175-AR000
							16119-AL60A	16175-AR000
							16119-AL60B	16175-AR000
16119-AL60C	16175-AR000							
<b>EXPERT VW11 Series</b>								
VW11	QG18DE	1800	2WD	02.08 ~ 06.12	U08001-ETB	AT	16119-AU000	16175-6N200
							16119-AU003	16175-6N200
							16119-AU00A	16175-6N200
							16119-AU00B	16175-6N200
							16119-AU00C	16175-6N200
VNW11	QG18DE	1800	4WD	02.08 ~ 06.12	U08001-ETB	AT	16119-AU000	16175-6N200
							16119-AU003	16175-6N200
							16119-AU00A	16175-6N200
							16119-AU00B	16175-6N200
							16119-AU00C	16175-6N200

# NISSAN

CAR MODEL	ENG. MODEL	CC DISP'T	WD	YEAR	HITACHI APS PARTS No.	CAR MODEL DESCRIPTION	REFERENCE No.	GASKET REFERENCE No.
<b>FAIRLADY Z Z33 Series</b>								
Z33	VQ35DE	3500	2WD	02.07 ~ 07.01	U08009-ETB		16119-8J101	16175-AR000
							16119-8J103	16175-AR000
							16119-8J10A	16175-AR000
							16119-8J10B	16175-AR000
							16119-8J10C	16175-AR000
HZ33	VQ35DE	3500	2WD	03.10 ~ 07.01	U08009-ETB	Road Ster	16119-8J103	16175-AR000
							16119-8J10A	16175-AR000
							16119-8J10B	16175-AR000
							16119-8J10C	16175-AR000
<b>FUGA Y50 Series</b>								
Y50	VQ25DE	2500	2WD	04.10 ~ 07.12	U08005-ETB	Grade:250GT,250XV, 250XV VIP	16119-8H303	16175-6N200
							16119-8H30A	16175-6N200
							16119-8H30B	16175-6N200
							16119-8H30C	16175-6N200
PY50	VQ35DE	3500	2WD	04.10 ~ 07.12	U08009-ETB	Grade:350GT,350GT/SP, 350XV,350XV VIP/ HICAS(0605-0712)- Grade:350GT-SP	16119-8J103	16175-AR000
							16119-8J10A	16175-AR000
							16119-8J10B	16175-AR000
							16119-8J10C	16175-AR000
PNY50	VQ35DE	3500	4WD	04.10 ~ 07.12	U08009-ETB	Grade:350GT FOUR, 350GT XV FOUR	16119-8J103	16175-AR000
							16119-8J10A	16175-AR000
							16119-8J10B	16175-AR000
							16119-8J10C	16175-AR000
<b>MARCH K12 Series</b>								
K12	CR10DE	1000	2WD	02.02 ~ 03.07	U08011-ETB	AT/Grade:10B	16119-AX000	16175-AX000
							16119-AX00A	16175-AX000
							16119-AX00B	16175-AX000
							16119-AX00C	16175-AX000
AK12	CR12DE	1200	2WD	02.02 ~	U08011-ETB	AT/MT Grade:12C,12B,12E, 12S,12S/E/B	16119-AX000	16175-AX000
							16119-AX00A	16175-AX000
							16119-AX00B	16175-AX000
							16119-AX00C	16175-AX000
BK12	CR14DE	1400	2WD	02.02 ~ 05.08	U08011-ETB	AT/Grade:14E,14S	16119-AX000	16175-AX000
							16119-AX00A	16175-AX000
							16119-AX00B	16175-AX000
							16119-AX00C	16175-AX000
BNK12	CR14DE	1400	4WD	02.02 ~	U08011-ETB	AT/Grade:14C,14E, 14G FOUR,14S FOUR, 14E FOUR, 14S/E/FOUR	16119-AX000	16175-AX000
							16119-AX00A	16175-AX000
							16119-AX00B	16175-AX000
							16119-AX00C	16175-AX000
<b>MURANO Z50 Series</b>								
TZ50	QR25DE	2500	2WD	04.09 ~ 08.09	U08006-ETB	AT/Grade:250XL	16119-AE013	16175-6N200
							16119-AE01A	16175-6N200
							16119-AE01B	16175-6N200
							16119-AE01C	16175-6N200
PZ50	VQ35DE	3500	2WD	04.09 ~ 08.09	U08009-ETB	MCVT/Grade:350XV	16119-8J103	16175-AR000
							16119-8J10A	16175-AR000
							16119-8J10B	16175-AR000
							16119-8J10C	16175-AR000
PNZ50	VQ35DE	3500	4WD	04.09 ~ 08.09	U08009-ETB	MCVT/ Grade:350XV FOUR	16119-8J103	16175-AR000
							16119-8J10A	16175-AR000
							16119-8J10B	16175-AR000
							16119-8J10C	16175-AR000



# NISSAN

CAR MODEL	ENG. MODEL	CC DISP'T	WD	YEAR	HITACHI APS PARTS No.	CAR MODEL DESCRIPTION	REFERENCE No.	GASKET REFERENCE No.
<b>PRIMERA SEDAN &amp; WAGON P12 Series (please refer to previous pages)</b>								
TNP12	QR20DE	2000	4WD	01.01 ~ 05.12	U08005-ETB	AT/ Grade:20C,20L,20G, W20C,W20L,W20G	16119-8H300	16175-6N200
							16119-8H301	16175-6N200
							16119-8H303	16175-6N200
							16119-8H30A	16175-6N200
							16119-8H30B	16175-6N200
							16119-8H30C	16175-6N200
RP12	QR25DD	2500	2WD	01.01 ~ 02.05	U08003-ETB	MCVT/ Grade:25X,W25X	16119-AE000	16175-6N200
							16119-AE001	16175-6N200
							16119-AE003	16175-6N200
							16119-AE00A	16175-6N200
							16119-AE00B	16175-6N200
							16119-AE00C	16175-6N200
				02.05 ~ 05.12	U08005-ETB	MCVT/ Grade:25X,W25X	16119-8H301	16175-6N200
							16119-8H303	16175-6N200
							16119-8H30A	16175-6N200
							16119-8H30B	16175-6N200
16119-8H30C	16175-6N200							
<b>SERENA C24 Series</b>								
TC24	QR20DE	2000	2WD	01.12 ~ 05.05	U08005-ETB	CVT/ Grade:V,V-G,HWS	16119-8H300	16175-6N200
							16119-8H301	16175-6N200
							16119-8H303	16175-6N200
							16119-8H30A	16175-6N200
							16119-8H30B	16175-6N200
							16119-8H30C	16175-6N200
TNC24	QR20DE	2000	4WD	01.12 ~ 05.05	U08005-ETB	AT/ Grade:V,V-G,HWS	16119-8H300	16175-6N200
							16119-8H301	16175-6N200
							16119-8H303	16175-6N200
							16119-8H30A	16175-6N200
							16119-8H30B	16175-6N200
							16119-8H30C	16175-6N200
RC24	QR25DE	2500	2WD	01.12 ~ 05.05	U08006-ETB	AT/ Grade:25,25HWSX	16119-AE010	16175-6N200
							16119-AE011	16175-6N200
							16119-AE013	16175-6N200
							16119-AE01A	16175-6N200
							16119-AE01B	16175-6N200
							16119-AE01C	16175-6N200
<b>SKYLINE V35 Series</b>								
V35	VQ25DD	2500	2WD	01.06 ~ 07.06	U08008-ETB	AT(F4)/ Grade:250GTE,250GT, 250GTM,250GT Premium	16119-AL600	16175-AR000
							16119-AL601	16175-AR000
							16119-AL603	16175-AR000
							16119-AL60A	16175-AR000
							16119-AL60B	16175-AR000
							16119-AL60C	16175-AR000
NV35	VQ25DD	2500	4WD	01.06 ~ 07.06	U08008-ETB	AT(F5)/ Grade:250GT FOUR, 250GTM FOUR, 250GTF Premium	16119-AL600	16175-AR000
							16119-AL601	16175-AR000
							16119-AL603	16175-AR000
							16119-AL60A	16175-AR000
							16119-AL60B	16175-AR000
							16119-AL60C	16175-AR000
HV35	VQ30DD	3000	2WD	01.06 ~ 04.11	U08008-ETB	AT(F5)/ Grade:350GT	16119-AL600	16175-AR000
							16119-AL601	16175-AR000
							16119-AL603	16175-AR000
							16119-AL60A	16175-AR000
							16119-AL60B	16175-AR000
							16119-AL60C	16175-AR000
PV35	VQ35DE	3500	2WD	02.01 ~ 07.06	U08009-ETB	CVT·Grade:350GT-8/ AT(F5)·(0301-0706)/ MT·Grade:350GT, 350GT Premium	16119-8J101	16175-AR000
							16119-8J103	16175-AR000
							16119-8J10A	16175-AR000
							16119-8J10B	16175-AR000
							16119-8J10C	16175-AR000

**NISSAN**

CAR MODEL	ENG. MODEL	CC DISP'T	WD	YEAR	HITACHI APS PARTS No.	CAR MODEL DESCRIPTION	REFERENCE No.	GASKET REFERENCE No.
<b>STAGEA M35 Series</b>								
M35	VQ25DD	2500	2WD	01.10 ~ 07.07	<b>U08008-ETB</b>	AT(F4)/ Grade:250RS, 250RS V,250RX	16119-AL601	16175-AR000
							16119-AL603	16175-AR000
							16119-AL60A	16175-AR000
							16119-AL60B	16175-AR000
							16119-AL60C	16175-AR000
NM35	VQ25DD	2500	2WD	01.10 ~ 07.07	<b>U08008-ETB</b>	AT(F5)/ Grade:250RS FOUR, 250RX FOUR	16119-AL601	16175-AR000
							16119-AL603	16175-AR000
							16119-AL60A	16175-AR000
							16119-AL60B	16175-AR000
							16119-AL60C	16175-AR000
	VQ25DET	2500	4WD	01.10 ~ 04.08	<b>U08008-ETB</b>	AT(F5)/Grade: 250T RS FOUR V, 250T RX FOUR, AR-X FOUR	16119-AL601	16175-AR000
							16119-AL603	16175-AR000
							16119-AL60A	16175-AR000
							16119-AL60B	16175-AR000
HM35	VQ30DD	3000	2WD	01.10 ~ 04.08	<b>U08008-ETB</b>	AT(F5)/ Grade:300RX	16119-AL601	16175-AR000
							16119-AL603	16175-AR000
							16119-AL60A	16175-AR000
							16119-AL60B	16175-AR000
							16119-AL60C	16175-AR000
PM35	VQ35DE	3500	2WD	04.08 ~ 07.07	<b>U08009-ETB</b>	AT(F5)/ Grade:350RX	16119-8J103	16175-AR000
							16119-8J10A	16175-AR000
							16119-8J10B	16175-AR000
							16119-8J10C	16175-AR000
PNM35	VQ35DE	3500	4WD	04.08 ~ 07.07	<b>U08009-ETB</b>	AT(F5)/ Grade:350RX FOUR	16119-8J103	16175-AR000
							16119-8J10A	16175-AR000
							16119-8J10B	16175-AR000
							16119-8J10C	16175-AR000
<b>STAGEA AXIS350S AM35 Series</b>								
M35	VQ35DE	3500	2WD	03.06 ~ 04.08	<b>U08009-ETB</b>	spec.AUTECH	16119-8J101	16175-AR000
							16119-8J103	16175-AR000
							16119-8J10A	16175-AR000
							16119-8J10B	16175-AR000
							16119-8J10C	16175-AR000
<b>SUNNY B15 Series (to be continued)</b>								
B15	QG13DE	1300	2WD	02.05 ~ 04.10	<b>U08001-ETB</b>	AT/Grade:FE	16119-AU000	16175-6N200
							16119-AU003	16175-6N200
							16119-AU00A	16175-6N200
							16119-AU00B	16175-6N200
							16119-AU00C	16175-6N200
					<b>U08010-ETB</b>	MT/Grade:FE	16119-8N000	16175-6N200
							16119-8N003	16175-6N200
							16119-8N00A	16175-6N200
							16119-8N00B	16175-6N200
							16119-8N00C	16175-6N200
FB15	QG15DE	1500	2WD	02.05 ~ 04.10	<b>U08001-ETB</b>	AT/ex.(Grade:VZR)	16119-AU000	16175-6N200
							16119-AU003	16175-6N200
							16119-AU00A	16175-6N200
							16119-AU00B	16175-6N200
							16119-AU00C	16175-6N200
					<b>U08010-ETB</b>	MT/ex.(Grade:VZR)	16119-8N000	16175-6N200
							16119-8N003	16175-6N200
							16119-8N00A	16175-6N200
							16119-8N00B	16175-6N200
							16119-8N00C	16175-6N200

# NISSAN

CAR MODEL	ENG. MODEL	CC DISP'T	WD	YEAR	HITACHI APS PARTS No.	CAR MODEL DESCRIPTION	REFERENCE No.	GASKET REFERENCE No.
-----------	------------	-----------	----	------	-----------------------	-----------------------	---------------	----------------------

### SUNNY B15 Series (please refer to previous pages)

FNB15	QG15DE	1500	4WD	02.05 ~ 04.10	<b>U08001-ETB</b>	AT/ex.(Grade:VZR)	16119-AU000	16175-6N200
							16119-AU003	16175-6N200
							16119-AU00A	16175-6N200
							16119-AU00B	16175-6N200
							16119-AU00C	16175-6N200
					<b>U08010-ETB</b>	MT/Grade:EX SALOON	16119-8N000	16175-6N200
							16119-8N003	16175-6N200
							16119-8N00A	16175-6N200
							16119-8N00B	16175-6N200
							16119-8N00C	16175-6N200

### TEANA J31 Series

J31	VQ23DE	2300	2WD	03.02 ~ 08.06	<b>U08005-ETB</b>	AT	16119-8H301	16175-6N200
							16119-8H303	16175-6N200
							16119-8H30A	16175-6N200
							16119-8H30B	16175-6N200
							16119-8H30C	16175-6N200
TNJ31	QR25DE	2500	4WD	03.02 ~ 08.06	<b>U08006-ETB</b>	AT/ Grade:JK,JM	16119-AE011	16175-6N200
							16119-AE013	16175-6N200
							16119-AE01A	16175-6N200
							16119-AE01B	16175-6N200
PJ31	VQ35DE	3500	2WD	03.02 ~ 08.06	<b>U08009-ETB</b>	MCVT/ Grade:JK,JM	16119-8J101	16175-AR000
							16119-8J103	16175-AR000
							16119-8J10A	16175-AR000
							16119-8J10B	16175-AR000
							16119-8J10C	16175-AR000

### TINO V10 Series

V10	QG18DE	1800	2WD	02.10 ~ 03.03	<b>U08001-ETB</b>	AT/Grade:G,X,J	16119-AU000	16175-6N200
							16119-AU003	16175-6N200
							16119-AU00A	16175-6N200
							16119-AU00B	16175-6N200
							16119-AU00C	16175-6N200

### X-TRAIL T30 Series

T30	QR20DE	2000	2WD	00.10 ~ 07.08	<b>U08005-ETB</b>	AT/Grade:S,X	16119-8H300	16175-6N200
							16119-8H301	16175-6N200
							16119-8H303	16175-6N200
							16119-8H30A	16175-6N200
							16119-8H30B	16175-6N200
NT30	QR20DE	2000	4WD	00.10 ~ 07.08	<b>U08004-ETB</b>	MT/Grade:S	16119-8H310	16175-6N200
							16119-8H311	16175-6N200
							16119-8H313	16175-6N200
							16119-8H31A	16175-6N200
							16119-8H31B	16175-6N200
PNT30	SR20VET	2000	4WD	00.10 ~ 07.08	<b>U08005-ETB</b>	AT/Grade:GT	16119-8H300	16175-6N200
							16119-8H301	16175-6N200
							16119-8H303	16175-6N200
							16119-8H30A	16175-6N200
							16119-8H30B	16175-6N200
							16119-8H30C	16175-6N200

**Parts No. Comparison List of Electronic Control Throttle Chamber**

**REFERENCE No. and HITACHI APS PARTS No.**

REFERENCE No.	HITACHI APS PARTS No.
<b>NISSAN</b>	
16119-AE000	U08003-ETB
16119-AE001	
16119-AE003	
16119-AE00A	
16119-AE00B	
16119-AE00C	
16119-AE010	U08006-ETB
16119-AE011	
16119-AE013	
16119-AE01A	
16119-AE01B	
16119-AE01C	
16119-AL600	U08008-ETB
16119-AL601	
16119-AL603	
16119-AL60A	
16119-AL60B	
16119-AL60C	
16119-AR000	U08007-ETB
16119-AR001	
16119-AR003	
16119-AR00A	
16119-AR00B	
16119-AR00C	
16119-AU000	U08001-ETB
16119-AU003	
16119-AU00A	
16119-AU00B	
16119-AU00C	
16119-AX000	U08011-ETB
16119-AX00A	
16119-AX00B	
16119-AX00C	
16119-6N200	U08002-ETB
16119-6N201	
16119-6N202	
16119-6N203	
16119-6N20A	
16119-6N20B	
16119-6N20C	

REFERENCE No.	HITACHI APS PARTS No.
<b>NISSAN</b>	
16119-8H300	U08005-ETB
16119-8H301	
16119-8H303	
16119-8H30A	
16119-8H30B	
16119-8H30C	
16119-8H310	U08004-ETB
16119-8H311	
16119-8H313	
16119-8H31A	
16119-8H31B	
16119-8H31C	
16119-8J101	U08009-ETB
16119-8J103	
16119-8J10A	
16119-8J10B	
16119-8J10C	
16119-8N000	U08010-ETB
16119-8N003	
16119-8N00A	
16119-8N00B	
16119-8N00C	

**Parts No. Comparison List of Electronic Control Throttle Chamber**

**HITACHI APS PARTS No. and REFERENCE No.**

HITACHI APS PARTS No.	REFERENCE No.
U08001-ETB	16119-AU000
	16119-AU003
	16119-AU00A
	16119-AU00B
	16119-AU00C
U08002-ETB	16119-6N200
	16119-6N201
	16119-6N202
	16119-6N203
	16119-6N20A
	16119-6N20B
	16119-6N20C
U08003-ETB	16119-AE000
	16119-AE001
	16119-AE003
	16119-AE00A
	16119-AE00B
	16119-AE00C
U08004-ETB	16119-8H310
	16119-8H311
	16119-8H313
	16119-8H31A
	16119-8H31B
	16119-8H31C
U08005-ETB	16119-8H300
	16119-8H301
	16119-8H303
	16119-8H30A
	16119-8H30B
	16119-8H30C
U08006-ETB	16119-AE010
	16119-AE011
	16119-AE013
	16119-AE01A
	16119-AE01B
	16119-AE01C
U08007-ETB	16119-AR000
	16119-AR001
	16119-AR003
	16119-AR00A
	16119-AR00B
	16119-AR00C

HITACHI APS PARTS No.	REFERENCE No.
U08008-ETB	16119-AL600
	16119-AL601
	16119-AL603
	16119-AL60A
	16119-AL60B
	16119-AL60C
U08009-ETB	16119-8J101
	16119-8J103
	16119-8J10A
	16119-8J10B
	16119-8J10C
U08010-ETB	16119-8N000
	16119-8N003
	16119-8N00A
	16119-8N00B
	16119-8N00C
U08011-ETB	16119-AX000
	16119-AX00A
	16119-AX00B
	16119-AX00C