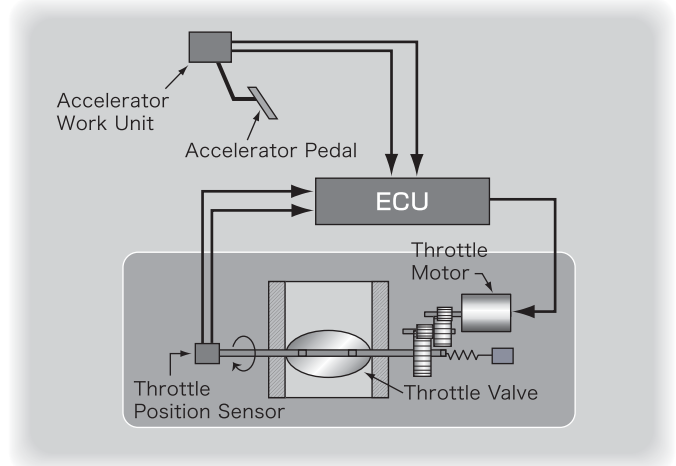


What is an Electronic Control Throttle Chamber ?

The Electronic Control Throttle Chamber has a role to dispense the amount of intake air passing, where installed to intake system of electronic control system.

The Electronic Control Throttle Chamber transforms the amount of power stepped on the pedal of accelerator into electric signal. The electric signal makes Engine Control Unit to dispense the motor and opens and closes the valve. The Electronic Control Throttle Chamber is able to open and close the valve of accelerator according to the condition of vehicle, based on the information collected from various sensors installed in the vehicle. Therefore, the system of the Electronic Control Throttle Chamber is more precise and accurate than that of the Mechanic Throttle Chamber.



System of Electronic Control Throttle Chamber

The Main Symptoms of Defect and The Methods of Inspection

The symptoms of defect of Electronic Control Throttle Chamber are found out by following symptoms.

- The engine stalls or is likely to stall in reducing speed or stopping.
- The revolution of idling goes down.
- The engine stalls or is likely to stall when the engine is warmed up, or the engine is re-started.
- The revolution of engine goes down when stepping off the accelerator passing on the curved road.

Please refer to service manual published by car maker when inspecting Electronic Control Throttle Chamber, as each car maker has his own method of inspection for Electronic Control Throttle Chamber.

The Guide of Engine Management System General Catalog

The purpose of Catalog 2010 is to furnish our customers with complete listings of parts requirements.

This Catalog is compiled with parts of engine management system according to product and car model based on the information by May 2010.

Please note that any change may occur without notice and we do not take any responsibility for possible errors in listings, applications and compatibilities.

How to use this Catalog

The order of displacement of Catalog

Car's name is lined in car maker, alphabetical order

Sample of Applicable Car List

[Air Flow Sensor]

CAR Series	ENG. MODEL	CC DISP'T	WD	YEAR	HITACHI APS PARTS No.	CAR MODEL DESCRIPTION	REFERENCE No.
------------	------------	-----------	----	------	-----------------------	-----------------------	---------------

CUBE Z11 Series

YZ11	HR15DE	1500	2WD	05.05 ~ 08.01	U08001-AFS	CVT	22680-7S000
------	--------	------	-----	---------------	------------	-----	-------------

[Electronic Control Throttle Chamber]

CAR MODEL	ENG. MODEL	CC DISP'T	WD	YEAR	HITACHI APS PARTS No.	CAR MODEL DESCRIPTION	REFERENCE No.	GASKET REFERENCE No.	GAS KET QTY
-----------	------------	-----------	----	------	-----------------------	-----------------------	---------------	----------------------	-------------

FORWARD

FRD35	6HL1-S	7200	4X2	04.04 ~	U09006-ETB	Short Cab/Long Chassis	897602-2051	909566-3900	2
				05.07 ~	U09006-ETB	Short Cab/ex.(Short Cab)-Long Chassis/G>0512-0610	897602-2051	898004-3230	2
						Short Cab/ex.(Short Cab)-Long Chassis/G>0611-	897602-2051	898047-5980	2
						Short Cab/ex.(Short Cab)-Long Chassis/G1>0507-0511	897602-2051	909566-3900	2

After Electronic Control Throttle Chamber and connector are exchanged, it is necessary to set up ECU.

Also, it is necessary to use the tool recommended by Car makers in some case.

[Fuel Pump]

CAR MODEL	ENG. MODEL	CC DISP'T	WD	YEAR	HITACHI APS PARTS No.	CAR MODEL DESCRIPTION	REFERENCE No.	REFERENCE No. (RECOMMENDED REPLACEMENT PARTS)		
								O RING (large) 17342	PACKING 17044	O RING (small) 17049

STAGEA M35 Model

PM35	VQ35DE	3500	2WD	04.08 ~ 07.07	XFP-38035		17042-5Y700	17342-01A00	17044-4M405	17049-4M400
PNM35	VQ35DE	3500	4WD	04.08 ~ 07.07	XFP-38035		17042-5Y700	17342-01A00	17044-4M405	17049-4M400

[Ignition Coil]

CAR MODEL	ENG. MODEL	CC DISP'T	WD	YEAR	HITACHI APS PARTS No.	CLY Q'TY	CAR MODEL DESCRIPTION	REFERENCE No.
-----------	------------	-----------	----	------	-----------------------	----------	-----------------------	---------------

BLUEBIRD U14 Series

QU14	QG18DE	1800	2WD	98.09 ~ 01.08	U08001-COIL	4		22448-4M500
	QG18DD	1800	2WD	98.09 ~ 01.08	U08002-COIL	4		22448-6J901

Sign and Explanation of Abbreviation

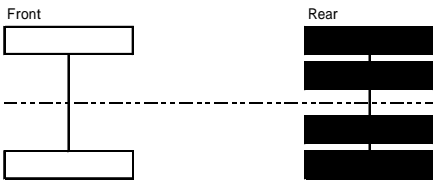
Sign

/	division	ex.(***)	Except(***)	G>	Year of Gasket
** , **	** of **	w/ ***	with ***		Discontinued stock sales only
** , **	** and **	w/o ***	without ***		

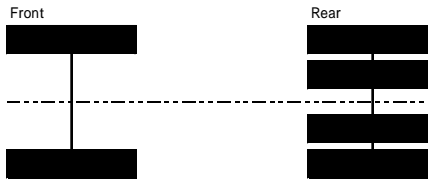
Abbreviation

AT	Automatic Transmission	SHORT	Short Wheel Base
CVT	Continuously Variable Transmission	LONG	Long Wheel Base
MCVT	Continuously Variable Transmission with Manual	ACT	Active Suspension
MT	Manual Transmission	IRS	IRS Suspension
F4	Floor Shift 4 Speed	ABS	spec.ABS
F5	Floor Shift 5 Speed	TRC	Traction Control System
R4	Column Shift 4 Speed	VDC	Vehicle Dynamic Control System
R5	Column Shift 5 Speed	2WD	2 Wheel Drive
HB	Hatchback	4WD	4 Wheel Drive
VAN	Van	4 x 2	Front 1 Shaft · Rear 1 Shaft / 1 Shaft Drive
WG	Wagon	4 x 4	Front 1 Shaft · Rear 1 Shaft / 2 Shaft Drive
GDI	Mitsubishi Gasoline Direct Injection	6 x 2	Front 1 Shaft · Rear 2 Shaft / 1 Shaft Drive
EPI	Suzuki Car Electronic Petrol Injection		Front 2 Shaft · Rear 1 Shaft / 1 Shaft Drive
TURBO	with Turbo	6 x 4	Front 1 Shaft · Rear 2 Shaft / 2 Shaft Drive
HICAS	with Hicas	6 x 6	Front 1 Shaft · Rear 2 Shaft / 6 Shaft Drive
CNG	Compressed Natural Gas Car	8 x 4	Front 2 Shaft · Rear 2 Shaft / 2 Shaft Drive
LPG	Liquid Petroleum Gas Car		

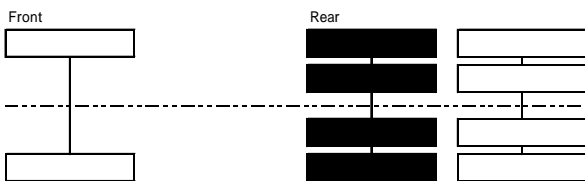
4 x 2 (Front 1 Shaft · Rear 1 Shaft / 1 Shaft Drive)



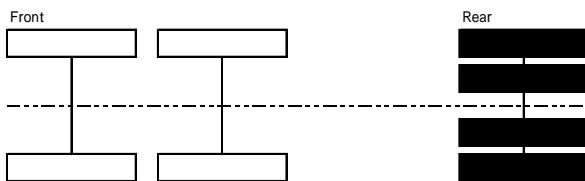
4 x 4 (Front 1 Shaft · Rear 1 Shaft / 2 Shaft Drive)



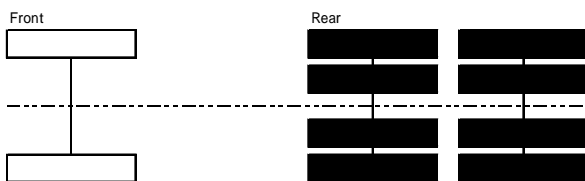
6 x 2 (Front 1 Shaft · Rear 2 Shaft / 1 Shaft Drive)



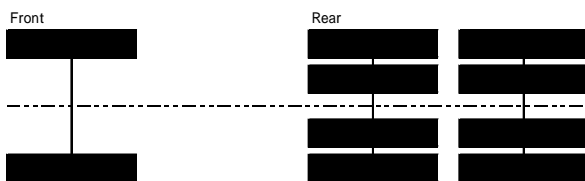
6 x 2 (Front 2 Shaft · Rear 1 Shaft / 1 Shaft Drive)



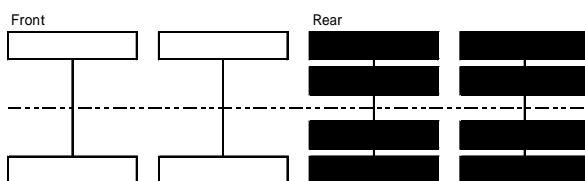
6 x 4 (Front 1 Shaft · Rear 2 Shaft / 2 Shaft Drive)



6 x 6 (Front 1 Shaft · Rear 2 Shaft / 6 Shaft Drive)



8 x 4 (Front 2 Shaft · Rear 2 Shaft / 2 Shaft Drive)



□ Tire ■ Drive Wheel

The total weight of truck is spread into each drive shafts, to support the vehicle.
 Each drive shafts have weight limit.
 The structure of drive shafts is displayed on this page.
 The total number of wheel x the number of drive wheel.
 Above black color drive shafts stand for the number of drive wheel.

Please use this Catalog when you exchange spare parts of Engine Management System.

When you use this Catalog, please note the following points and place your order after confirming your requested spare parts in accordance with your requested parts number and car application.

In case you are not able to find your requested spare parts, please do not hesitate to contact your agents.

This Catalog is compiled with parts of Engine Management System based on the information by May 2010. Please note that any change may occur without notice.

Please note that each cylinder may be applied to different Ignition Coils.

Please note that listings, applications and compatibilities described in this Catalog may differ from actual one.

Please read following points before replacing parts.



Safety Warning

*When replacing parts, please ask for qualified engineer to replace parts according to the proper instruction manuals.

Inappropriate operation may cause of an accident or fire.

*Do not install parts to inapplicable vehicle, it may cause of an accident or fire.

*Do not use parts for the proper and original purpose of use.

It may cause of an accident or fire, if you do not use parts for the proper and original purpose.

*When you start your work, please work in a place well ventilated and a fire extinguisher nearby, If you work in a place where inflammable things are put nearby, it may cause of fire.

*After installing parts, please check that fuel does not leak in starting engine.

If fuel leaks, it may cause of an accident or fire.

ISUZU

CAR MODEL	ENG. MODEL	CC DISP'T	WD	YEAR	HITACHI APS PARTS No.	CAR MODEL DESCRIPTION	REFERENCE No.	GASKET REFERENCE No.	GAS KET QTY
-----------	------------	-----------	----	------	-----------------------	-----------------------	---------------	----------------------	-------------

ISUZU

ELF (to be continued)

NJR82	4HV1	4600	4X2	07.07 ~	U09008-ETB	CNG	897315-4161	897353-0720	1				
NKR81	4HL1	4300	4X2	04.05 ~	U09004-ETB	Single Cab/Double Cab	897323-8491	897306-0251	1				
						Single Cab/Double Cab/ G>0405-0505	897323-8491	897323-6740	1				
						Single Cab/Double Cab/ G>0506-	897323-8491	898013-8120	1				
						Single Cab/Double Cab	897323-8492	897306-0251	1				
						Single Cab/Double Cab/ G>0405-0505	897323-8492	897323-6740	1				
						Single Cab/Double Cab/G>0506-	897323-8492	898013-8120	1				
						Single Cab/Double Cab	897323-8493	897306-0251	1				
						Single Cab/Double Cab/ G>0405-0505	897323-8493	897323-6740	1				
						Single Cab/Double Cab/G>0506-	897323-8493	898013-8120	1				
						Single Cab/Double Cab	898082-2850	897306-0251	1				
						Single Cab/Double Cab/ G>0405-0505	898082-2850	897323-6740	1				
						Single Cab/Double Cab/G>0506-	898082-2850	898013-8120	1				
						4600	4X2	04.05 ~	U09004-ETB	Single Cab/Double Cab	897323-8491	897306-0251	1
										Single Cab/Double Cab/ G>0405-0505	897323-8491	897323-6740	1
										Single Cab/Double Cab/G>0506-	897323-8491	898013-8120	1
		Single Cab/Double Cab	897323-8492	897306-0251	1								
		Single Cab/Double Cab/ G>0405-0505	897323-8492	897323-6740	1								
		Single Cab/Double Cab/G>0506-	897323-8492	898013-8120	1								
		Single Cab/Double Cab	897323-8493	897306-0251	1								
		Single Cab/Double Cab/ G>0405-0505	897323-8493	897323-6740	1								
		Single Cab/Double Cab/G>0506-	897323-8493	898013-8120	1								
		Single Cab/Double Cab	898082-2850	897306-0251	1								
		Single Cab/Double Cab/ G>0405-0505	898082-2850	897323-6740	1								
		Single Cab/Double Cab/G>0506-	898082-2850	898013-8120	1								
		4800	4X2	02.05 ~	U09004-ETB					Single Cab/Double Cab	897323-8491	897306-0250	1
												897323-6740	1
											897323-8492	897306-0250	1
								897323-6740	1				
							897323-8493	897306-0250	1				
								897323-6740	1				
	898082-2850					897306-0250	1						
				897323-6740	1								
04.05 ~	U09004-ETB			Single Cab/Double Cab	897323-8491	897306-0251	1						
				Single Cab/Double Cab/ G>0405-0505	897323-8491	897323-6740	1						
				Single Cab/Double Cab/G>0506-	897323-8491	898013-8120	1						
				Single Cab/Double Cab	897323-8492	897306-0251	1						
				Single Cab/Double Cab/ G>0405-0505	897323-8492	897323-6740	1						
				Single Cab/Double Cab/G>0506-	897323-8492	898013-8120	1						
				Single Cab/Double Cab	897323-8493	897306-0251	1						
		Single Cab/Double Cab/ G>0405-0505	897323-8493	897323-6740	1								
Single Cab/Double Cab/G>0506-	897323-8493	898013-8120	1										
Single Cab/Double Cab	898082-2850	897306-0251	1										
Single Cab/Double Cab/ G>0405-0505	898082-2850	897323-6740	1										
Single Cab/Double Cab/G>0506-	898082-2850	898013-8120	1										
NKR82	4HV1	4600	4X2	05.05 ~	U09008-ETB	CNG	897315-4161	897353-0720	1				
NKS81	4HL1	4800	4X4	02.06 ~	U09004-ETB		897323-8491	897306-0250	1				
								897323-6740	1				
							897323-8492	897306-0250	1				
								897323-6740	1				
							897323-8493	897306-0250	1				
								897323-6740	1				
							898082-2850	897306-0250	1				
								897323-6740	1				

ISUZU

CAR MODEL	ENG. MODEL	CC DISP'T	WD	YEAR	HITACHI APS PARTS No.	CAR MODEL DESCRIPTION	REFERENCE No.	GASKET REFERENCE No.	GAS KET Q'TY
NKS81	4HL1	4800	4X4	04.05 ~	U09004-ETB		897323-8491	897306-0251	1
						G>0405-0505	897323-8491	897323-6740	1
						G>0506-	897323-8491	898013-8120	1
							897323-8492	897306-0251	1
						G>0405-0505	897323-8492	897323-6740	1
						G>0506-	897323-8492	898013-8120	1
							897323-8493	897306-0251	1
						G>0405-0505	897323-8493	897323-6740	1
						G>0506-	897323-8493	898013-8120	1
							898082-2850	897306-0251	1
	G>0405-0505	898082-2850	897323-6740	1					
	G>0506-	898082-2850	898013-8120	1					
NLR82	4HV1	4600	4X2	07.07 ~	U09008-ETB	CNG	897315-4161	897353-0720	1
NMR82	4HV1	4600	4X2	07.07 ~	U09008-ETB	CNG	897315-4161	897353-0720	1
NPR72	4HJ1	5000	4X2	02.05 ~	U09005-ETB	Single Cab	897323-8532	897323-6740	1
							897323-8533	897323-6740	1
							897323-8534	897323-6740	1
							898082-2840	897323-6740	1
NPR75	4HK1-TCN	5200	4X2	07.02 ~	U09003-ETB	Single Cab	898061-0610	897387-0090	1
							898061-0611	897387-0090	1
NPR81	4HL1	4800	4X2	02.05 ~	U09005-ETB	Single Cab/Double Cab	897323-8532	897323-6740	1
							897323-8533	897323-6740	1
							897323-8534	897323-6740	1
							898082-2840	897323-6740	1
				04.06 ~	U09005-ETB	Single Cab/G>0406-0505	897323-8532	897323-6740	1
						Single Cab/Double Cab/G>0406-0505	897323-8532	897323-6740	1
						Single Cab/Double Cab/G>0506-	897323-8532	898013-8120	1
						Single Cab/G>0506-	897323-8532	898013-8120	1
						Single Cab/G>0406-0505	897323-8533	897323-6740	1
						Single Cab/Double Cab/G>0406-0505	897323-8533	897323-6740	1
						Single Cab/Double Cab/G>0506-	897323-8533	898013-8120	1
						Single Cab/G>0506-	897323-8533	898013-8120	1
						Single Cab/G>0406-0505	897323-8534	897323-6740	1
						Single Cab/Double Cab/G>0406-0505	897323-8534	897323-6740	1
						Single Cab/Double Cab/G>0506-	897323-8534	898013-8120	1
						Single Cab/G>0506-	897323-8534	898013-8120	1
						Single Cab/G>0406-0505	898082-2840	897323-6740	1
						Single Cab/Double Cab/G>0406-0505	898082-2840	897323-6740	1
						Single Cab/Double Cab/G>0506-	898082-2840	898013-8120	1
						Single Cab/G>0506-	898082-2840	898013-8120	1
NPR82	4HV1	4600	4X2	05.05 ~	U09008-ETB	CNG	897315-4161	897353-0720	1
NPS72	4HJ1	5000	4X4	02.06 ~	U09005-ETB		897323-8532	897323-6740	1
							897323-8533	897323-6740	1
							897323-8534	897323-6740	1
							898082-2840	897323-6740	1
NPS81	4HL1	4800	4X4	04.06 ~	U09005-ETB	G>0406-0505	897323-8532	897323-6740	1
						G>0506-	897323-8532	898013-8120	1
						G>0406-0505	897323-8533	897323-6740	1
						G>0506-	897323-8533	898013-8120	1
						G>0406-0505	897323-8534	897323-6740	1
						G>0506-	897323-8534	898013-8120	1
						G>0406-0505	898082-2840	897323-6740	1
G>0506-	898082-2840	898013-8120	1						

ISUZU

CAR MODEL	ENG. MODEL	CC DISP'T	WD	YEAR	HITACHI APS PARTS No.	CAR MODEL DESCRIPTION	REFERENCE No.	GASKET REFERENCE No.	GAS KET Q'TY	
ERGA										
LV234	6HF1-TCS	7800	4X2	07.08 ~	U09008-ETB	CNG	897315-4161	897353-0720	1	
	6HK1-TCC	7800	4X2	06.12 ~ 07.05	U09003-ETB		898061-0610	897387-0090	1	
							898061-0611	897387-0090	1	
	6HK1-TCS	7800	4X2	07.06 ~	U09003-ETB		898061-0610	897387-0090	1	
							898061-0611	897387-0090	1	
ERGA Mio										
LR234	6HF1-TCN	7800	4X2	07.09 ~	U09008-ETB	CNG	897315-4161	897353-0720	1	
FORWARD (to be continued)										
FRD35	6HL1-S	7200	4X2	04.04 ~	U09006-ETB	Short Cab/Long Chassis	897602-2051	909566-3900	2	
				05.07 ~	U09006-ETB	Short Cab/ex.(Short Cab)-Long Chassis/G>0512-0610	897602-2051	898004-3230	2	
							Short Cab/ex.(Short Cab)-Long Chassis/G>0611-	897602-2051	898047-5980	2
								Short Cab/ex.(Short Cab)-Long Chassis/G1>0507-0511	897602-2051	909566-3900
FRD90	4HK1-TCS	5200	4X2	05.07 ~	U09002-ETB	Short Cab/ex.(Short Cab)-Long Chassis	898053-7300	897387-0090	1	
						Short Cab/ex.(Short Cab)-Long Chassis	898053-7301	897387-0090	1	
						Short Cab/ex.(Short Cab)-Long Chassis	898053-7302	897387-0090	1	
						Short Cab/ex.(Short Cab)-Long Chassis	898053-7303	897387-0090	1	
FRR34	6HF1-TCN	7800	4X2	07.08 ~	U09008-ETB	CNG/Short Cab/Full Cab	897315-4161	897353-0720	1	
	6HK1-TCC	7800	4X2	09.05 ~	U09003-ETB	Full Cab	898061-0610	897387-0090	1	
							898061-0611	897387-0090	1	
	6HK1-TCN	7800	4X2	07.08 ~	U09003-ETB	Short Cab/Full Cab(0905-)	898061-0610	897387-0090	1	
898061-0611							897387-0090	1		
FRR35	6HL1-S	7200	4X2	04.04 ~	U09006-ETB	Short Chassis/Long Chassis	897602-2051	909566-3900	2	
				05.07 ~	U09006-ETB	Short Cab/ex.(Short Cab)-Short Chassis/G>0512-0610	897602-2051	898004-3230	2	
							Short Cab/ex.(Short Cab)-Short Chassis/G>0611-	897602-2051	898047-5980	2
								Short Cab/ex.(Short Cab)-Short Chassis/G>0507-0511	897602-2051	909566-3900
FRR90	4HK1-TCS	5200	4X2	05.07 ~	U09002-ETB	Short Cab/ex.(Short Cab)-Short Chassis,	898053-7300	897387-0090	1	
							898053-7301	897387-0090	1	
							898053-7302	897387-0090	1	
							898053-7303	897387-0090	1	
				07.04 ~	U09003-ETB	Short Cab/Full Cab/Double Cab(0707-)	898061-0610	897387-0090	1	
							898061-0611	897387-0090	1	
FRS35	6HL1-S	7200	4X4	04.04 ~	U09006-ETB	Wide Cab-STD-Low Step/Double Cab-Low Step/High Step	897602-2051	909566-3900	2	
FRS90	4HK1-TCC	5200	4X4	07.08 ~	U09003-ETB	Single Cab/Double Cab(0905-)	898061-0610	897387-0090	1	
							898061-0611	897387-0090	1	
	4HK1-TCS	5200	4X4	07.08 ~	U09003-ETB	Single Cab/Double Cab(0905-)	898061-0610	897387-0090	1	
FSR34	6HK1-TCC	7800	4X2	07.04 ~	U09003-ETB	Full Cab	898061-0610	897387-0090	1	
							898061-0611	897387-0090	1	
	6HK1-TCN	7800	4X2	07.04 ~	U09003-ETB	Short Cab/Full Cab	898061-0610	897387-0090	1	
FSR35	6HL1-S	7200	4X2	04.04 ~	U09006-ETB	Short Cab/Long Chassis	897602-2051	909566-3900	2	
				05.07 ~	U09006-ETB	Short Cab/ex.(Short Cab)-Long Chassis/G>0512-0610	897602-2051	898004-3230	2	
							Short Cab/ex.(Short Cab)-Long Chassis/G>0611-	897602-2051	898047-5980	2
FSR90	4HK1-TCS	5200	4X2	07.04 ~	U09003-ETB	Short Cab/Full Cab/Double Cab(0707-)	898061-0610	897387-0090	1	
							898061-0611	897387-0090	1	
FSS35	6HL1-S	7200	4X4	04.04 ~	U09006-ETB	Wide Cab-STD-Low Step/Double Cab-Low Step/High Step	897602-2051	909566-3900	2	
FSS90	4HK1-TCC	5200	4X4	07.08 ~	U09003-ETB	Single Cab/Double Cab(0905-)	898061-0610	897387-0090	1	
							898061-0611	897387-0090	1	
	4HK1-TCS	5200	4X4	07.08 ~	U09003-ETB	Single Cab/Double Cab(0905-)	898061-0610	897387-0090	1	
FTR34	6HK1-TCC	7800	4X2	07.04 ~ 08.05	U09003-ETB	Full Cab	898061-0610	897387-0090	1	
							898061-0611	897387-0090	1	
	6HK1-TCN	7800	4X2	07.04 ~ 08.05	U09003-ETB	Short Cab/Full Cab/	898061-0610	897387-0090	1	
FTS34	6HK1-TCC	7800	4X4	07.07 ~	U09003-ETB		898061-0610	897387-0090	1	
							898061-0611	897387-0090	1	

ISUZU

CAR MODEL	ENG. MODEL	CC DISP'T	WD	YEAR	HITACHI APS PARTS No.	CAR MODEL DESCRIPTION	REFERENCE No.	GASKET REFERENCE No.	GAS KET Q'TY
-----------	------------	-----------	----	------	-----------------------	-----------------------	---------------	----------------------	--------------

FORWARD (please refer to previous pages)

FVR34	6HK1-TCC	7800	4X2	07.06 ~	U09003-ETB		898061-0610	897387-0090	1
							898061-0611	897387-0090	1
	6HK1-TCN	7800	4X2	07.04 ~	U09003-ETB		898061-0610	897387-0090	1
							898061-0611	897387-0090	1
FVZ34	6HK1-TCS	7800	6X4	07.06 ~	U09003-ETB		898061-0610	897387-0090	1
							898061-0611	897387-0090	1
GSR34	6HK1-TCN	7800	4X2	07.04 ~	U09003-ETB		898061-0610	897387-0090	1
							898061-0611	897387-0090	1
NRR35	6HL1-S	7200	4X2	04.04 ~	U09006-ETB		897602-2051	909566-3900	2

GIGA (to be continued)

CVR52	6WG1-TCR	15700	4X2	07.05 ~	U09007-ETB	Inclusive Fire Engine-Double Cab	897610-9591	109623-5930	2
							897610-9592	109623-5930	2
							897610-9593	109623-5930	2
CVR77	6UZ1-TCN	9800	4X2	07.01 ~	U09007-ETB		897610-9591	898004-3230	2
							897610-9592	898004-3230	2
							897610-9593	898004-3230	2
CXE77	6UZ1-TCN	9800	6X2	07.02 ~	U09007-ETB		897610-9591	898004-3230	2
							897610-9592	898004-3230	2
							897610-9593	898004-3230	2
	6UZ1-TCS	9800	6X2	07.02 ~	U09007-ETB		897610-9591	898004-3230	2
							897610-9592	898004-3230	2
							897610-9593	898004-3230	2
CXG77	6UZ1-TCN	9800	6X2	07.02 ~	U09007-ETB		897610-9591	898004-3230	2
							897610-9592	898004-3230	2
							897610-9593	898004-3230	2
	6UZ1-TCS	9800	6X2	07.02 ~	U09007-ETB		897610-9591	898004-3230	2
							897610-9592	898004-3230	2
							897610-9593	898004-3230	2
CXM77	6UZ1-TCN	9800	6X2	05.07 ~	U09007-ETB	ex.(Short Cab)/G>0512- ex.(Short Cab)/G>0507-0511	897610-9591	898004-3230	2
							897610-9591	909566-3900	2
							897610-9592	898004-3230	2
							897610-9592	909566-3900	2
							897610-9593	898004-3230	2
							897610-9593	909566-3900	2
			07.01 ~	U09007-ETB	ex.(Short Cab)	897610-9591	898004-3230	2	
						897610-9592	898004-3230	2	
						897610-9593	898004-3230	2	
						897610-9593	898004-3230	2	
CXY77	6UZ1-TCN	9800	6X4	07.01 ~	U09007-ETB	ex.(Short Cab)	897610-9591	898004-3230	2
							897610-9592	898004-3230	2
							897610-9593	898004-3230	2
CXZ52	6WG1-TCR	15700	6X4	07.05 ~	U09007-ETB	ex.(Short Cab)	897610-9591	109623-5930	2
							897610-9592	109623-5930	2
							897610-9593	109623-5930	2
CXZ77	6UZ1-TCN	9800	6X4	07.01 ~	U09007-ETB	ex.(Short Cab)	897610-9591	898004-3230	2
							897610-9592	898004-3230	2
							897610-9593	898004-3230	2
	6UZ1-TCS	9800	6X4	07.01 ~	U09007-ETB	ex.(Short Cab)	897610-9591	898004-3230	2
							897610-9592	898004-3230	2
							897610-9593	898004-3230	2
CYE77	6UZ1-TCN	9800	6X2	07.02 ~	U09007-ETB		897610-9591	898004-3230	2
							897610-9592	898004-3230	2
							897610-9593	898004-3230	2
	6UZ1-TCS	9800	6X2	07.02 ~	U09007-ETB		897610-9591	898004-3230	2
							897610-9592	898004-3230	2
							897610-9593	898004-3230	2
CYG52	6WG1-TCR	15700	6X2	07.05 ~	U09007-ETB	ex.(Short Cab)	897610-9591	109623-5930	2
							897610-9592	109623-5930	2
							897610-9593	109623-5930	2

ISUZU

CAR MODEL	ENG. MODEL	CC DISP'T	WD	YEAR	HITACHI APS PARTS No.	CAR MODEL DESCRIPTION	REFERENCE No.	GASKET REFERENCE No.	GAS KET QTY
-----------	------------	-----------	----	------	-----------------------	-----------------------	---------------	----------------------	-------------

GIGA (to be continued / please refer to previous pages)

CYG77	6UZ1-TCN	9800	6X2	07.02 ~	U09007-ETB		897610-9591	898004-3230	2	
							897610-9592	898004-3230	2	
							897610-9593	898004-3230	2	
	6UZ1-TCS	9800	6X2	07.02 ~	U09007-ETB		897610-9591	898004-3230	2	
							897610-9592	898004-3230	2	
							897610-9593	898004-3230	2	
CYH52	6WG1-TCR	15700	8X4	07.05 ~	U09007-ETB	ex.(Short Cab)	897610-9591	109623-5930	2	
							897610-9592	109623-5930	2	
							897610-9593	109623-5930	2	
CYH77	6UZ1-TCS	9800	8X4	07.02 ~	U09007-ETB	ex.(Short Cab)	897610-9591	898004-3230	2	
							897610-9592	898004-3230	2	
							897610-9593	898004-3230	2	
CYJ52	6WG1-TCR	15700	8X4	07.05 ~	U09007-ETB	ex.(Short Cab)	897610-9591	109623-5930	2	
							897610-9592	109623-5930	2	
							897610-9593	109623-5930	2	
CYJ77	6UZ1-TCN	9800	8X4	05.07 ~	U09007-ETB	ex.(Short Cab)/G>0512-	897610-9591	898004-3230	2	
							ex.(Short Cab)/G>0507-0511	897610-9591	909566-3900	2
							ex.(Short Cab)/G>0512-	897610-9592	898004-3230	2
							ex.(Short Cab)/G>0507-0511	897610-9592	909566-3900	2
							ex.(Short Cab)/G>0512-	897610-9593	898004-3230	2
							ex.(Short Cab)/G>0507-0511	897610-9593	909566-3900	2
				07.02 ~	U09007-ETB		897610-9591	898004-3230	2	
							897610-9592	898004-3230	2	
							897610-9593	898004-3230	2	
	6UZ1-TCS	9800	8X4	05.07 ~	U09007-ETB	ex.(Short Cab)/G>0512-	897610-9591	898004-3230	2	
							ex.(Short Cab)/G>0507-0511	897610-9591	909566-3900	2
							ex.(Short Cab)/G>0512-	897610-9592	898004-3230	2
							ex.(Short Cab)/G>0507-0511	897610-9592	909566-3900	2
							ex.(Short Cab)/G>0512-	897610-9593	898004-3230	2
							ex.(Short Cab)/G>0507-0511	897610-9593	909566-3900	2
				07.02 ~	U09007-ETB		897610-9591	898004-3230	2	
							897610-9592	898004-3230	2	
							897610-9593	898004-3230	2	
CYL52	6WG1-TCR	15700	6X2	07.05 ~	U09007-ETB	ex.(Short Cab)	897610-9591	109623-5930	2	
							897610-9592	109623-5930	2	
							897610-9593	109623-5930	2	
CYL77	6UZ1-TCN	9800	6X2	05.07 ~	U09007-ETB	ex.(Short Cab)/G>0512-	897610-9591	898004-3230	2	
							ex.(Short Cab)/G>0507-0511	897610-9591	909566-3900	2
							ex.(Short Cab)/G>0512-	897610-9592	898004-3230	2
							ex.(Short Cab)/G>0507-0511	897610-9592	909566-3900	2
							ex.(Short Cab)/G>0512-	897610-9593	898004-3230	2
							ex.(Short Cab)/G>0507-0511	897610-9593	909566-3900	2
				07.01 ~	U09007-ETB		897610-9591	898004-3230	2	
							897610-9592	898004-3230	2	
							897610-9593	898004-3230	2	
	6UZ1-TCS	9800	6X2	05.07 ~	U09007-ETB	ex.(Short Cab)/G>0512-	897610-9591	898004-3230	2	
							ex.(Short Cab)/G>0507-0511	897610-9591	909566-3900	2
							ex.(Short Cab)/G>0512-	897610-9592	898004-3230	2
							ex.(Short Cab)/G>0507-0511	897610-9592	909566-3900	2
							ex.(Short Cab)/G>0512-	897610-9593	898004-3230	2
							ex.(Short Cab)/G>0507-0511	897610-9593	909566-3900	2
07.01 ~	U09007-ETB		897610-9591	898004-3230	2					
			897610-9592	898004-3230	2					
			897610-9593	898004-3230	2					
CYM52	6WG1-TCR	15700	6X2	07.05 ~	U09007-ETB	ex.(Short Cab)/ Fire Engine· Double Cab	897610-9591	109623-5930	2	
							897610-9592	109623-5930	2	
							897610-9593	109623-5930	2	

ISUZU

CAR MODEL	ENG. MODEL	CC DISP'T	WD	YEAR	HITACHI APS PARTS No.	CAR MODEL DESCRIPTION	REFERENCE No.	GASKET REFERENCE No.	GAS KET Q'TY
GIGA (please refer to previous pages)									
CYM77	6UZ1-TCN	9800	6X2	05.07 ~	U09007-ETB	ex.(Short Cab)/G>0512-	897610-9591	898004-3230	2
						ex.(Short Cab)/G>0507-0511	897610-9591	909566-3900	2
						ex.(Short Cab)/G>0512-	897610-9592	898004-3230	2
						ex.(Short Cab)/G>0507-0511	897610-9592	909566-3900	2
						ex.(Short Cab)/G>0512-	897610-9593	898004-3230	2
				ex.(Short Cab)/G>0507-0511	897610-9593	909566-3900	2		
				07.01 ~	U09007-ETB	ex.(Short Cab)	897610-9591	898004-3230	2
							897610-9592	898004-3230	2
							897610-9593	898004-3230	2
				6UZ1-TCS	9800	6X2	05.07 ~	U09007-ETB	ex.(Short Cab)/G>0512-
	ex.(Short Cab)/G>0507-0511	897610-9591	909566-3900						2
	ex.(Short Cab)/G>0512-	897610-9592	898004-3230						2
	ex.(Short Cab)/G>0507-0511	897610-9592	909566-3900						2
	ex.(Short Cab)/G>0512-	897610-9593	898004-3230						2
	ex.(Short Cab)/G>0507-0511	897610-9593	909566-3900				2		
07.01 ~	U09007-ETB	ex.(Short Cab)	897610-9591				898004-3230	2	
			897610-9592				898004-3230	2	
			897610-9593	898004-3230	2				
CYY52	6WG1-TCR	15700	6X4	07.05 ~	U09007-ETB	ex.(Short Cab)	897610-9591	109623-5930	2
							897610-9592	109623-5930	2
							897610-9593	109623-5930	2
CYY77	6UZ1-TCN	9800	6X4	07.01 ~	U09007-ETB		897610-9591	898004-3230	2
							897610-9592	898004-3230	2
							897610-9593	898004-3230	2
	6UZ1-TCS	9800	6X4	07.01 ~	U09007-ETB		897610-9591	898004-3230	2
							897610-9592	898004-3230	2
							897610-9593	898004-3230	2
CYZ52	6WG1-TCR	15700	6X4	07.05 ~	U09007-ETB	ex.(Short Cab)	897610-9591	109623-5930	2
							897610-9592	109623-5930	2
							897610-9593	109623-5930	2
CYZ77	6UZ1-TCS	9800	6X4	07.01 ~	U09007-ETB	ex.(Short Cab)	897610-9591	898004-3230	2
							897610-9592	898004-3230	2
							897610-9593	898004-3230	2
EXD52	6WG1-TCC	15700	4X2	07.05 ~	U09007-ETB	Semi Tractor	897610-9591	109623-5930	2
							897610-9592	109623-5930	2
							897610-9593	109623-5930	2
	6WG1-TCN	15700	4X2	07.05 ~	U09007-ETB	Semi Tractor	897610-9591	109623-5930	2
							897610-9592	109623-5930	2
							897610-9593	109623-5930	2
	6WG1-TCS	15700	4X2	07.05 ~	U09007-ETB	Semi Tractor	897610-9591	109623-5930	2
							897610-9592	109623-5930	2
							897610-9593	109623-5930	2
EXZ52	6WG1-TCC	15700	6X4	07.05 ~	U09007-ETB	Semi Tractor	897610-9591	109623-5930	2
							897610-9592	109623-5930	2
							897610-9593	109623-5930	2
	6WG1-TCN	15700	6X4	07.05 ~	U09007-ETB	Semi Tractor	897610-9591	109623-5930	2
							897610-9592	109623-5930	2
							897610-9593	109623-5930	2
	6WG1-TCS	15700	6X4	07.05 ~	U09007-ETB	Semi Tractor	897610-9591	109623-5930	2
							897610-9592	109623-5930	2
							897610-9593	109623-5930	2

Parts No. Comparison List of Electronic Control Throttle Chamber

REFERENCE No. and HITACHI APS PARTS No.

REFERENCE No.	HITACHI APS PARTS No.
ISUZU	
897315-4161	U09008-ETB
897323-8491	U09004-ETB
897323-8492	
897323-8493	
897323-8532	U09005-ETB
897323-8533	
897323-8534	
897386-1700	U09002-ETB
897602-2051	U09006-ETB
897610-9591	U09007-ETB
897610-9592	
898053-7300	U09002-ETB
898053-7301	
898053-7302	
898053-7303	
898061-0610	U09003-ETB
898061-0611	
898061-0612	
898082-2840	U09005-ETB
898082-2850	U09004-ETB
898128-9210	U09001-ETB

HITACHI APS PARTS No. and REFERENCE No.

HITACHI APS PARTS No.	REFERENCE No.
U09001-ETB	898128-9210
U09002-ETB	897386-1700
	898053-7300
	898053-7301
	898053-7302
	898053-7303
U09003-ETB	898061-0610
	898061-0611
	898061-0612
U09004-ETB	897323-8491
	897323-8492
	897323-8493
	898082-2850
U09005-ETB	897323-8532
	897323-8533
	897323-8534
	898082-2840
U09006-ETB	897602-2051
U09007-ETB	897610-9591
	897610-9592
U09008-ETB	897315-4161