

What is an Ignition Coil ?

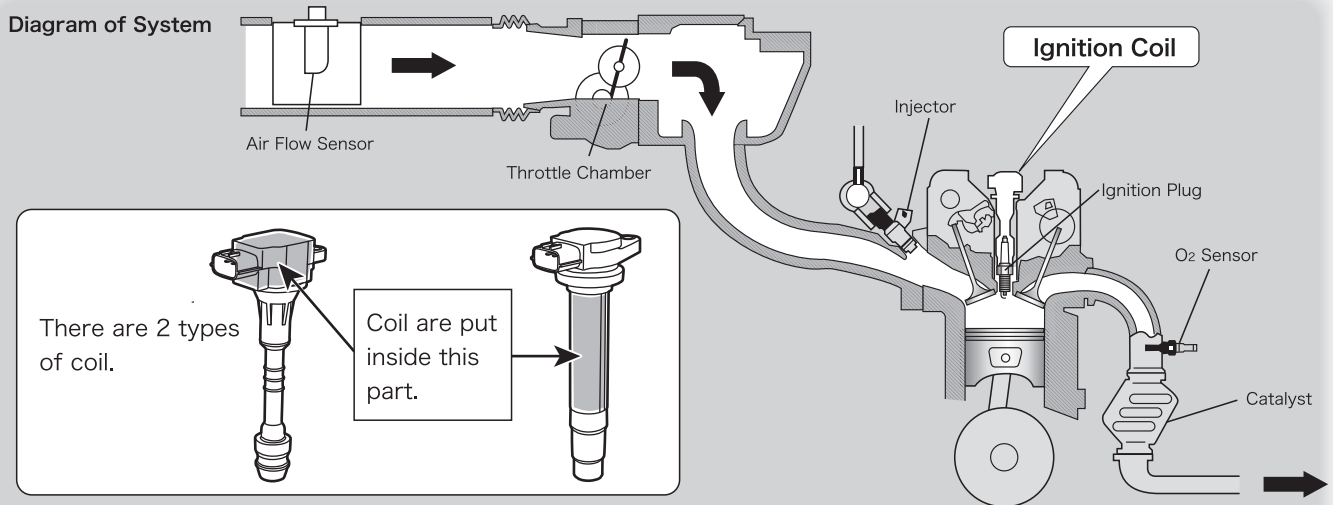
It is an equipment which transforms the battery's voltage to tens of thousands of voltage needed to spark the spark plugs.

The Ignition Coil consists of the primary coil and the secondary coil, which have different windings.

The primary coil generates the magnetic field by the battery's voltage and the magnetic field makes the secondary coil to generate tens of thousands of the induced voltage.

In the past, tens of thousands of volts generated by Ignition Coil was transformed to the spark plugs through a distributor.

The current Direct Ignition System, which has no distributor, becomes very common and popular. As shown in a diagram, Direct Ignition Coil is put directly on the top of each spark plug, therefore it is also called Plug Top Type. The products listed belong to Direct Ignition System. In addition, Ignition Coils of Direct Ignition System are classified in two types according to the structures of Ignition Coils.



The Main Symptoms of Defect and The Methods of Inspection

The life time of Ignition Coil is determined by the environment of the engine room, the condition of other secondary parts and the condition of maintenance of vehicle.

Mainly, defects have its origin in the aging of coil, and the short-circuit between the rolled wires and layers, as the insulated coating of wire becomes old and worn.

The main defective symptoms are as follows.

- During acceleration, the engine does not revolve up or the engine makes a sound like pant.
- During an idle condition, the engine becomes unstable or stops.
- Although batteries and alternators are in good condition, it is not easy to start the engine.

The method of inspection is to check the disconnection or the short-circuit of Ignition Coil, as measuring the resistance between terminals.

Please refer to service manual published by car makers when inspecting Ignition Coil, as each car maker has his own method of inspection for Ignition Coil.

Even Ignition Coil is not under the condition of the break or the short-circuit, if the symptoms of defect continuously occurs or cannot be recovered, it is recommended to replace the Ignition Coil.

The Guide of Engine Management System General Catalog

The purpose of Catalog 2010 is to furnish our customers with complete listings of parts requirements.

This Catalog is compiled with parts of engine management system according to product and car model based on the information by May 2010.

Please note that any change may occur without notice and we do not take any responsibility for possible errors in listings, applications and compatibilities.

How to use this Catalog

The order of displacement of Catalog

Car's name is lined in car maker, alphabetical order

Sample of Applicable Car List

[Air Flow Sensor]

CAR Series	ENG. MODEL	CC DISP'T	WD	YEAR	HITACHI APS PARTS No.	CAR MODEL DESCRIPTION	REFERENCE No.
------------	------------	-----------	----	------	-----------------------	-----------------------	---------------

CUBE Z11 Series

YZ11	HR15DE	1500	2WD	05.05 ~ 08.01	U08001-AFS	CVT	22680-7S000
------	--------	------	-----	---------------	------------	-----	-------------

[Electronic Control Throttle Chamber]

CAR MODEL	ENG. MODEL	CC DISP'T	WD	YEAR	HITACHI APS PARTS No.	CAR MODEL DESCRIPTION	REFERENCE No.	GASKET REFERENCE No.	GAS KET QTY
-----------	------------	-----------	----	------	-----------------------	-----------------------	---------------	----------------------	-------------

FORWARD

FRD35	6HL1-S	7200	4X2	04.04 ~	U09006-ETB	Short Cab/Long Chassis	897602-2051	909566-3900	2
				05.07 ~	U09006-ETB	Short Cab/ex.(Short Cab)-Long Chassis/G>0512-0610	897602-2051	898004-3230	2
						Short Cab/ex.(Short Cab)-Long Chassis/G>0611-	897602-2051	898047-5980	2
						Short Cab/ex.(Short Cab)-Long Chassis/G1>0507-0511	897602-2051	909566-3900	2

After Electronic Control Throttle Chamber and connector are exchanged, it is necessary to set up ECU.

Also, it is necessary to use the tool recommended by Car makers in some case.

[Fuel Pump]

CAR MODEL	ENG. MODEL	CC DISP'T	WD	YEAR	HITACHI APS PARTS No.	CAR MODEL DESCRIPTION	REFERENCE No.	REFERENCE No. (RECOMMENDED REPLACEMENT PARTS)		
								O RING (large) 17342	PACKING 17044	O RING (small) 17049

STAGEA M35 Model

PM35	VQ35DE	3500	2WD	04.08 ~ 07.07	XFP-38035		17042-5Y700	17342-01A00	17044-4M405	17049-4M400
PNM35	VQ35DE	3500	4WD	04.08 ~ 07.07	XFP-38035		17042-5Y700	17342-01A00	17044-4M405	17049-4M400

[Ignition Coil]

CAR MODEL	ENG. MODEL	CC DISP'T	WD	YEAR	HITACHI APS PARTS No.	CLY Q'TY	CAR MODEL DESCRIPTION	REFERENCE No.
-----------	------------	-----------	----	------	-----------------------	----------	-----------------------	---------------

BLUEBIRD U14 Series

QU14	QG18DE	1800	2WD	98.09 ~ 01.08	U08001-COIL	4		22448-4M500
	QG18DD	1800	2WD	98.09 ~ 01.08	U08002-COIL	4		22448-6J901

Sign and Explanation of Abbreviation

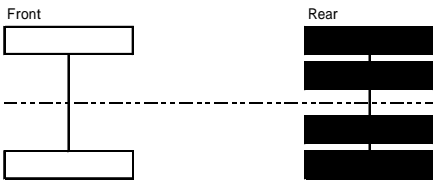
Sign

/	division	ex.(***)	Except(***)	G>	Year of Gasket
** , **	** of **	w/ ***	with ***		Discontinued stock sales only
** , **	** and **	w/o ***	without ***		

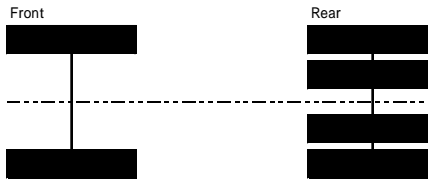
Abbreviation

AT	Automatic Transmission	SHORT	Short Wheel Base
CVT	Continuously Variable Transmission	LONG	Long Wheel Base
MCVT	Continuously Variable Transmission with Manual	ACT	Active Suspension
MT	Manual Transmission	IRS	IRS Suspension
F4	Floor Shift 4 Speed	ABS	spec.ABS
F5	Floor Shift 5 Speed	TRC	Traction Control System
R4	Column Shift 4 Speed	VDC	Vehicle Dynamic Control System
R5	Column Shift 5 Speed	2WD	2 Wheel Drive
HB	Hatchback	4WD	4 Wheel Drive
VAN	Van	4 x 2	Front 1 Shaft · Rear 1 Shaft / 1 Shaft Drive
WG	Wagon	4 x 4	Front 1 Shaft · Rear 1 Shaft / 2 Shaft Drive
GDI	Mitsubishi Gasoline Direct Injection	6 x 2	Front 1 Shaft · Rear 2 Shaft / 1 Shaft Drive
EPI	Suzuki Car Electronic Petrol Injection		Front 2 Shaft · Rear 1 Shaft / 1 Shaft Drive
TURBO	with Turbo	6 x 4	Front 1 Shaft · Rear 2 Shaft / 2 Shaft Drive
HICAS	with Hicas	6 x 6	Front 1 Shaft · Rear 2 Shaft / 6 Shaft Drive
CNG	Compressed Natural Gas Car	8 x 4	Front 2 Shaft · Rear 2 Shaft / 2 Shaft Drive
LPG	Liquid Petroleum Gas Car		

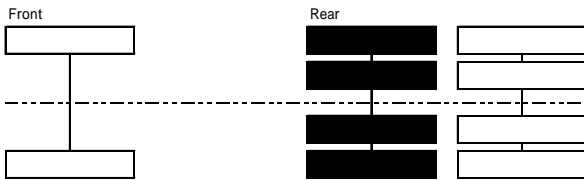
4 x 2 (Front 1 Shaft · Rear 1 Shaft / 1 Shaft Drive)



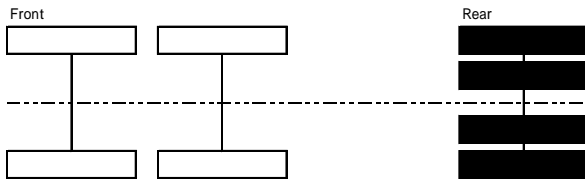
4 x 4 (Front 1 Shaft · Rear 1 Shaft / 2 Shaft Drive)



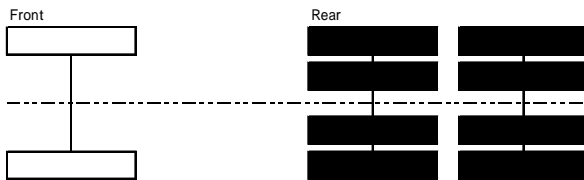
6 x 2 (Front 1 Shaft · Rear 2 Shaft / 1 Shaft Drive)



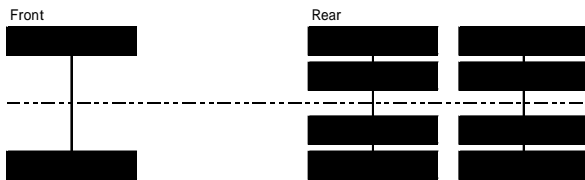
6 x 2 (Front 2 Shaft · Rear 1 Shaft / 1 Shaft Drive)



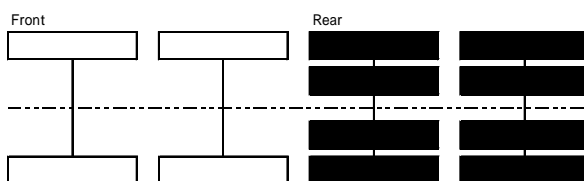
6 x 4 (Front 1 Shaft · Rear 2 Shaft / 2 Shaft Drive)



6 x 6 (Front 1 Shaft · Rear 2 Shaft / 6 Shaft Drive)



8 x 4 (Front 2 Shaft · Rear 2 Shaft / 2 Shaft Drive)



□ Tire ■ Drive Wheel

The total weight of truck is spread into each drive shafts, to support the vehicle.
 Each drive shafts have weight limit.
 The structure of drive shafts is displayed on this page.
 The total number of wheel x the number of drive wheel.
 Above black color drive shafts stand for the number of drive wheel.

Please use this Catalog when you exchange spare parts of Engine Management System.

When you use this Catalog, please note the following points and place your order after confirming your requested spare parts in accordance with your requested parts number and car application.

In case you are not able to find your requested spare parts, please do not hesitate to contact your agents.

This Catalog is compiled with parts of Engine Management System based on the information by May 2010. Please note that any change may occur without notice.

Please note that each cylinder may be applied to different Ignition Coils.

Please note that listings, applications and compatibilities described in this Catalog may differ from actual one.

Please read following points before replacing parts.



Safety Warning

*When replacing parts, please ask for qualified engineer to replace parts according to the proper instruction manuals.

Inappropriate operation may cause of an accident or fire.

*Do not install parts to inapplicable vehicle, it may cause of an accident or fire.

*Do not use parts for the proper and original purpose of use.

It may cause of an accident or fire, if you do not use parts for the proper and original purpose.

*When you start your work, please work in a place well ventilated and a fire extinguisher nearby, If you work in a place where inflammable things are put nearby, it may cause of fire.

*After installing parts, please check that fuel does not leak in starting engine.

If fuel leaks, it may cause of an accident or fire.

NISSAN

CAR MODEL	ENG. MODEL	CC DISP'T	WD	YEAR	HITACHI APS PARTS No.	CLY Q'TY	CAR MODEL DESCRIPTION	REFERENCE No.
-----------	------------	-----------	----	------	-----------------------	----------	-----------------------	---------------

NISSAN

AD / AD EXPERT VY12 Series

VAY12	CR12DE	1200	2WD	06.12 ~	HEX EXA-6207J	4		22448-AX001
-------	--------	------	-----	---------	---------------	---	--	-------------

AD VAN / WINGROAD Y11 Series

VY11	QG13DE	1300	2WD	99.06 ~ 00.10	U08001-COIL	4	spec.Lean burn	22448-4M500
				00.10 ~	HEX EXA-4004G	4	ex.(spec.Lean burn)	22448-6N000
								22448-6N001
								22448-6N011
								22448-6N015
VFY11	QG15DE	1500	2WD	99.05 ~ 00.10	U08001-COIL	4	spec.Lean burn	22448-4M500
				00.10 ~	HEX EXA-4004G	4	ex.(spec.Lean burn)	22448-6N000
								22448-6N001
								22448-6N011
WVY11	QG15DE	1500	2WD	99.05 ~ 01.10	U08001-COIL	4	spec.Lean burn	22448-4M500
				01.10 ~ 05.11	HEX EXA-4004G	4	ex.(spec.Lean burn)	22448-6N000
								22448-6N001
								22448-6N011
WHY11	QG18DE	1800	2WD	99.05 ~ 01.10	U08001-COIL	4	spec.Lean burn	22448-4M500
				00.10 ~ 01.10	HEX EXA-4004G	4	ex.(spec.Lean burn)	22448-6N000
								22448-6N011
								22448-6N015
VHNY11	QG18DE	1800	4WD	99.06 ~ 00.10	U08001-COIL	4	spec.Lean burn	22448-4M500
				00.10 ~	HEX EXA-4004G	4	ex.(spec.Lean burn)	22448-6N000
								22448-6N011
								22448-6N015
WHNY11	QG18DE	1800	4WD	99.05 ~ 01.10	U08001-COIL	4	spec.Lean burn	22448-4M500
				00.10 ~ 05.11	HEX EXA-4004G	4	ex.(spec.Lean burn)	22448-6N000
								22448-6N011
								22448-6N015
VGY11	QG18DN	1800	2WD	00.01 ~	U08001-COIL	4		22448-4M500
								22448-4M50A
WRY11	QR20DE	2000	2WD	00.10 ~ 05.11	HEX EXA-4001G	4		22448-8H310
								22448-8H315

AVENIR W11 Series

W11	QG18DE	1800	2WD	98.08 ~ 00.07	U08001-COIL	4		22448-4M500
				00.07 ~ 05.09	HEX EXA-4004G	4		22448-6N000
								22448-6N001
								22448-6N011
								22448-6N015
RW11	QR20DE	2000	2WD	02.08 ~ 05.09	HEX EXA-4001G	4		22448-8H315
RNW11	QR20DE	2000	4WD	02.08 ~ 05.09	HEX EXA-4001G	4		22448-8H315

BASSARA JU30 Series

JTU30	QR25DE	2500	2WD	01.08 ~ 03.06	HEX EXA-4001G	4		22448-8H310
								22448-8H315
JTNU30	QR25DE	2500	4WD	01.08 ~ 03.06	HEX EXA-4001G	4		22448-8H310
								22448-8H315
JHU30	VQ30DE	3000	2WD	99.11 ~ 03.06	HEX EXM-1304	3	w/o installation bracket and bolt/cylinder#1,#3,#5	22448-AD101
					HEX EXM-1351A	3	cylinder#2,#4,#6	22448-31U06

BLUEBIRD U14 Series

QU14	QG18DE	1800	2WD	98.09 ~ 01.08	U08001-COIL	4		22448-4M500
	QG18DD	1800	2WD	98.09 ~ 01.08	U08002-COIL	4		22448-6J901

NISSAN

CAR MODEL	ENG. MODEL	CC DISP'T	WD	YEAR	HITACHI APS PARTS No.	CLY Q'TY	CAR MODEL DESCRIPTION	REFERENCE No.
BLUEBIRD SYLPHY G10 Series								
FG10	QG15DE	1500	2WD	00.08 ~ 05.12	HEX EXA-4004G	4		22448-6N000
								22448-6N001
								22448-6N011
								22448-6N015
QG10	QG18DE	1800	2WD	00.11 ~ 05.12	HEX EXA-4004G	4		22448-6N001
								22448-6N011
								22448-6N015
QNG10	QG18DE	1800	4WD	00.11 ~ 05.12	HEX EXA-4004G	4		22448-6N001
								22448-6N011
								22448-6N015
TG10	QR20DD	2000	2WD	00.08 ~ 05.12	HEX EXA-1001G	4		22448-6N200
								22448-6N210
								22448-6N215

CEDRIC / GLORIA Y32 Series

PY32	VG30D	3000	2WD	91.06 ~ 95.06	HEX EXM-210A	6	Coil only/HANSHIN	22433-59S11
					HEX EXM-212A	6	HANSHIN	22448-F6512
					HEX EXM-212A	6	HANSHIN	22448-F6513
	VG30DT	3000	2WD	91.06 ~ 95.06	HEX EXM-210A	6	Coil only/HANSHIN	22433-59S11
					HEX EXM-212A	6	HANSHIN	22448-F6512
					HEX EXM-212A	6	HANSHIN	22448-F6513
PAY32	VG30DT	3000	2WD	91.06 ~ 95.06	HEX EXM-210A	6	Coil only/HANSHIN	22433-59S11
					HEX EXM-212A	6	HANSHIN	22448-F6512
					HEX EXM-212A	6	HANSHIN	22448-F6513
PBY32	VG30DT	3000	2WD	91.06 ~ 95.06	HEX EXM-210A	6	Coil only/HANSHIN	22433-59S11
					HEX EXM-212A	6	HANSHIN	22448-F6512
					HEX EXM-212A	6	HANSHIN	22448-F6513

CEDRIC / GLORIA Y33 Series

ENY33	RB25DT	2500	4WD	97.06 ~ 99.06	HEX EXM-1330	6	Coil only	22433-25U00
					HEX EXM-1331	6		22448-25U00

CEDRIC / GLORIA Y34 Series

ENY34	RB25DT	2500	4WD	99.06 ~ 04.10	HEX EXM-1440	6		22448-AA100
								22448-AA101
MY34	VQ25DD	2500	2WD	99.06 ~ 01.12	HEX EXM-2471	6		22448-2Y700
				01.12 ~ 04.10	HEX EXA-1103G	6		22448-AL510
								22448-AL515
HY34	VQ30DD	3000	2WD	99.06 ~ 01.12	HEX EXM-2451B	6		22448-2Y502
				01.12 ~ 04.10	HEX EXA-3103N	6		22448-AL615
	VQ30DT	3000	2WD	99.06 ~ 00.08	HEX EXM-2851	6		22448-2Y005
				00.08 ~ 01.12	HEX EXM-2853A	6		22448-2Y006
								22448-2Y007

NISSAN

CAR MODEL	ENG. MODEL	CC DISP'T	WD	YEAR	HITACHI APS PARTS No.	CLY Q'TY	CAR MODEL DESCRIPTION	REFERENCE No.
CEFIRO CA33 Series								
A33	VQ20DE	2000	2WD	98.12 ~ 02.08	HEX EXM-2841	3	cylinder#1,#3,#5	22448-2Y000
					HEX EXM-2851	3	cylinder#2,#4,#6	22448-2Y005
				02.08 ~ 03.03	HEX EXM-2843	3	cylinder#1,#3,#5	22448-2Y001
					HEX EXM-2853A	3	cylinder#2,#4,#6	22448-2Y006 22448-2Y007
PA33	VQ25DD	2500	2WD	98.12 ~ 02.08	HEX EXM-2471	6	22448-2Y700	
CEFIRO WAGON WA32 Series								
WA32	VQ20DE	2000	2WD	97.06 ~ 00.08	HEX EXM-1301A	3	cylinder#1,#3,#5	22448-31U01
					HEX EXM-1351A	3	cylinder#2,#4,#6	22448-31U06
WPA32	VQ25DE	2500	2WD	97.06 ~ 00.08	HEX EXM-1301A	3	cylinder#1,#3,#5	22448-31U01
					HEX EXM-1351A	3	cylinder#2,#4,#6	22448-31U06
WHA32	VQ30DE	3000	2WD	97.06 ~ 99.08	HEX EXM-1301A	3	cylinder#1,#3,#5	22448-31U01
					HEX EXM-1351A	3	cylinder#2,#4,#6	22448-31U06
CIMA FGY32 Series								
FPY32	VG30DET	3000	2WD	93.09 ~ 96.06	HEX EXM-210A	6	Coil only	22433-59S12
					HEX EXM-212A	6		22448-F6513
FGY32	VH41DE	4100	2WD	91.08 ~ 95.01	HEX EXM-300A	2	Coil only / cylinder#1,#2	22433-60U01 22433-60U02
					95.01 ~ 96.06	HEX EXM-1330	2	Coil only / cylinder#1,#2
				HEX EXM-1372		6	w/o installation bracket and bolt / cylinder#3 - 8	22448-67U05
FGDY32	VH41DE	4100	2WD	91.08 ~ 95.01	HEX EXM-300A	2	Coil only / cylinder#1,#2	22433-60U01 22433-60U02
					95.01 ~ 96.06	HEX EXM-1330	2	Coil only / cylinder#1,#2
				HEX EXM-1372		6	w/o installation bracket and bolt / cylinder#3 - 8	22448-67U05
CIMA F50 Series								
GF50	VK45DD	4500	2WD	01.01 ~ 03.08	HEX EXA-1002G	8		22448-AR000
								22448-AR010
								22448-AR015
VK45DE	4500	2WD	03.08 ~	HEX EXA-4002G	8		22448-AR215	
	GNF50	VK45DD	4500	4WD	03.08 ~ 03.11	HEX EXA-1002G	8	22448-AR015
VK45DE		4500	4WD	03.11 ~	HEX EXA-4002G	8	22448-AR215	
CIMA FGY33 Series								
FGY33	VH41DE	4100	2WD	96.06 ~ 01.01	HEX EXM-1322	8		22448-3H000
								22448-6P000
FGDY33	VH41DE	4100	2WD	96.06 ~ 01.01	HEX EXM-1322	8		22448-3H000
								22448-6P000
FGNY33	VH41DE	4100	4WD	97.09 ~ 01.01	HEX EXM-1322	8		22448-3H000
								22448-6P000
CUBE Z11 Series								
BZ11	CR14DE	1400	2WD	02.10 ~ 08.11	HEX EXA-6207J	4		22448-AX001
BNZ11	CR14DE	1400	4WD	02.10 ~ 08.11	HEX EXA-6207J	4		22448-AX001
CUBE3 GZ11 Series								
BGZ11	CR14DE	1400	2WD	03.09 ~ 08.11	HEX EXA-6207J	4		22448-AX001
ELGRAND E50 Series								
APE50	VQ35DE	3500	2WD	00.08 ~ 01.07	HEX EXM-2844	1	cylinder#1	22448-4W001
					HEX EXM-2854	5	cylinder#2 ~ #6	22448-4W011
APWE50	VQ35DE	3500	4WD	00.08 ~ 01.07	HEX EXM-2844	1	cylinder#1	22448-4W001
					HEX EXM-2854	5	cylinder#2 ~ #6	22448-4W011

NISSAN

CAR MODEL	ENG. MODEL	CC DISP'T	WD	YEAR	HITACHI APS PARTS No.	CLY Q'TY	CAR MODEL DESCRIPTION	REFERENCE No.
-----------	------------	-----------	----	------	-----------------------	----------	-----------------------	---------------

EXPERT VW11 Series

VW11	QG18DE	1800	2WD	99.06 ~ 00.11	U08001-COIL	4		22448-4M500
				00.11 ~ 06.12	HEX EXA-4004G	4		22448-6N001
								22448-6N011
								22448-6N015
VNW11	QG18DE	1800	4WD	99.06 ~ 00.11	U08001-COIL	4		22448-4M500
				00.11 ~ 06.12	HEX EXA-4004G	4		22448-6N001
								22448-6N011
								22448-6N015

FAIRLADY Z Z33 Series

Z33	VQ35DE	3500	2WD	02.07 ~ 07.01	HEX EXA-3103N	6		22448-AL615
HZ33	VQ35DE	3500	2WD	03.10 ~ 07.01	HEX EXA-3103N	6		22448-AL615

FUGA Y50 Series

Y50	VQ25DE	2500	2WD	04.10 ~ 07.12	HEX EXA-3103N	6		22448-AL615
								22448-AL61C
PY50	VQ35DE	3500	2WD	04.10 ~ 07.12	HEX EXA-3103N	6		22448-AL615
								22448-AL61C
PNY50	VQ35DE	3500	4WD	04.10 ~ 07.12	HEX EXA-3103N	6		22448-AL615
								22448-AL61C
GY50	VK45DE	4500	2WD	05.08 ~	HEX EXA-4002G	8		22448-AR215

INFINITI Q45 G50 Series

G50	VH45D	4500	2WD	89.10 ~ 95.02	HEX EXM-300A	2	Coil only/ cylinder#1,#2	22433-60U01
								22433-60U02
				95.02 ~ 98.03	HEX EXM-1330	2	Coil only/cylinder#1,#2	22433-25U00
				HEX EXM-1372	8	w/o installation bracket and bolt/cylinder#3 ~ 8	22448-67U05	
HG50	VH45D	4500	2WD	89.10 ~ 95.02	HEX EXM-300A	2	Coil only/ cylinder#1,#2	22433-60U01
								22433-60U02
				95.02 ~ 98.03	HEX EXM-1330	2	Coil only/cylinder#1,#2	22433-25U00
				HEX EXM-1372	8	w/o installation bracket and bolt/cylinder#3 ~ 8	22448-67U05	

LAUREL C33 Series

HC33	RB20DE	2000	2WD	88.12 ~ 91.01	HEX EXM-210A	6	Coil only	22433-59S11
								22433-59S12
				91.01 ~ 93.01	HEX EXM-300A	6	Coil only	22433-60U01
								22433-60U02
	RB20DT	2000	2WD	88.12 ~ 91.01	HEX EXM-210A	6	Coil only	22433-59S11
								22433-59S12
				91.01 ~ 93.01	HEX EXM-300A	6	Coil only	22433-60U01
								22433-60U02
HCC33	RB20DE	2000	2WD	88.12 ~ 91.01	HEX EXM-210A	6	Coil only	22433-59S11
								22433-59S12
				91.01 ~ 93.01	HEX EXM-300A	6	Coil only	22433-60U01
								22433-60U02
	RB20DT	2000	2WD	88.12 ~ 91.01	HEX EXM-210A	6	Coil only	22433-59S11
								22433-59S12
				91.01 ~ 93.01	HEX EXM-300A	6	Coil only	22433-60U01
								22433-60U02
EC33	RB25D	2500	2WD	91.10 ~ 93.01	HEX EXM-300A	6	Coil only	22433-60U01
						22433-60U02		
ECC33	RB25D	2500	2WD	91.10 ~ 93.01	HEX EXM-300A	6	Coil only	22433-60U01

NISSAN

CAR MODEL	ENG. MODEL	CC DISP'T	WD	YEAR	HITACHI APS PARTS No.	CLY Q'TY	CAR MODEL DESCRIPTION	REFERENCE No.
-----------	------------	-----------	----	------	-----------------------	----------	-----------------------	---------------

LAUREL C34 Series

HC34	RB20DE	2000	2WD	93.01 ~ 94.09	HEX EXM-300A	6	Coil only	22433-60U02
					HEX EXM-302A	6		22448-02U11
GC34	RB25DE	2500	2WD	93.01 ~ 94.09	HEX EXM-300A	6	Coil only	22433-60U02
					HEX EXM-302A	6		22448-02U11
				94.09 ~ 97.06	HEX EXM-1330	6	Coil only	22433-25U00
					HEX EXM-1331	6		22448-25U00
	RB25DET	2500	2WD	94.01 ~ 94.09	HEX EXM-300A	6	Coil only	22433-60U02
					HEX EXM-302A	6		22448-02U11
94.09 ~ 97.06	HEX EXM-1330	6	Coil only	22433-25U00				
	HEX EXM-1331	6		22448-25U00				
GCC34	RB25DE	2500	2WD	93.01 ~ 94.09	HEX EXM-300A	6	Coil only	22433-60U02
					HEX EXM-302A	6		22448-02U11
				94.09 ~ 97.06	HEX EXM-1330	6	Coil only	22433-25U00
					HEX EXM-1331	6		22448-25U00
	RB25DET	2500	2WD	94.01 ~ 94.09	HEX EXM-300A	6	Coil only	22433-60U02
					HEX EXM-302A	6		22448-02U11
94.09 ~ 97.06	HEX EXM-1330	6	Coil only	22433-25U00				
	HEX EXM-1331	6		22448-25U00				
GNC34	RB25DE	2500	4WD	94.09 ~ 97.06	HEX EXM-1330	6	Coil only	22433-25U00
					HEX EXM-1331	6		22448-25U00

LAUREL C35 Series

HC35	RB20DE	2000	2WD	97.06 ~ 99.01	HEX EXM-1440	6		22448-5L300
					22448-AA100			
				22448-AA101				
				98.09 ~ 02.08	HEX EXM-1840	6		Coil only
HEX EXM-1841	6	22448-AA000						
GC35	RB25DE	2500	2WD	97.06 ~ 02.08	HEX EXM-1440	6		22448-5L300
					22448-AA100			
					22448-AA101			
	RB25DT	2500	2WD	97.06 ~ 02.08	HEX EXM-1440	6		22448-5L300
					22448-AA100			
					22448-AA101			
GCC35	RB25DT	2500	2WD	97.06 ~ 02.08	HEX EXM-1440	6		22448-5L300
					22448-AA100			
					22448-AA101			
GNC35	RB25DE	2500	4WD	97.06 ~ 02.08	HEX EXM-1440	6		22448-5L300
					22448-AA100			
					22448-AA101			

LEOPARD JPY33 Series

JENY33	RB25DET	2500	4WD	97.10 ~ 99.06	HEX EXM-1330	6	Coil only	22433-25U00
					HEX EXM-1331	6		22448-25U00

MARCH K12 Series

K12	CR10DE	1000	2WD	02.02 ~ 03.07	HEX EXA-6207J	4		22448-AX001
AK12	CR12DE	1200	2WD	02.02 ~	HEX EXA-6207J	4		22448-AX001
BK12	CR14DE	1400	2WD	02.02 ~ 05.08	HEX EXA-6207J	4		22448-AX001
BNK12	CR14DE	1400	4WD	02.09 ~	HEX EXA-6207J	4		22448-AX001

MURANO Z50 Series

TZ50	QR25DE	2500	2WD	04.09 ~	HEX EXA-4001G	4		22448-8H314
								22448-8H315

NISSAN

CAR MODEL	ENG. MODEL	CC DISP'T	WD	YEAR	HITACHI APS PARTS No.	CLY Q'TY	CAR MODEL DESCRIPTION	REFERENCE No.
-----------	------------	-----------	----	------	-----------------------	----------	-----------------------	---------------

PRAIRIE LIBERTY M12 Series

RM12	QR20DE	2000	2WD	01.05 ~ 04.12	HEX EXA-4001G	4		22448-8H310
								22448-8H315
RNM12	QR20DE	2000	4WD	01.05 ~ 04.12	HEX EXA-4001G	4		22448-8H310
								22448-8H315

PRESAGE U30 Series

TU30	QR25DE	2500	2WD	01.08 ~ 03.07	HEX EXA-4001G	4		22448-8H310
								22448-8H315
TNU30	QR25DE	2500	4WD	01.08 ~ 03.07	HEX EXA-4001G	4		22448-8H310
								22448-8H315
HU30	VQ30DE	3000	2WD	98.06 ~ 03.07	HEX EXM-1304	3	w/o installation bracket and bolt/cylinder#1,#3,#5	22448-AD101
					HEX EXM-1351A	3	cylinder#2,#4,#6	22448-31U06

PRESAGE U31 Series

TU31	QR25DE	2500	2WD	03.06 ~ 06.06	HEX EXA-4001G	4	ex.(Grade:250X,XE)	22448-8H315
TNU31	QR25DE	2500	4WD	03.06 ~ 06.06	HEX EXA-4001G	4	ex.(Grade:250X,XE)	22448-8H315

PRESIDENT JHG50 Series

JG50	VH45D	4500	2WD	90.10 ~ 94.05	HEX EXM-300A	2	Coil only/ cylinder#1,#2	22433-60U01
				95.02 ~ 02.08	HEX EXM-1330	2	Coil only/cylinder#1,#2	22433-25U00
					HEX EXM-1372	6	w/o installation bracket and bolt/cylinder#3 ~ 8	22448-67U05
PG50	VH45D	4500	2WD	90.10 ~ 94.05	HEX EXM-300A	2	Coil only/ cylinder#1,#2	22433-60U01
				95.02 ~ 02.08	HEX EXM-1330	2	Coil only/cylinder#1,#2	22433-25U00
					HEX EXM-1372	6	w/o installation bracket and bolt/cylinder#3 ~ 8	22448-67U05
PHG50	VH45D	4500	2WD	90.10 ~ 94.05	HEX EXM-300A	2	Coil only/ cylinder#1,#2	22433-60U01
				95.02 ~ 02.08	HEX EXM-1330	2	Coil only/cylinder#1,#2	22433-25U00
					HEX EXM-1372	6	w/o installation bracket and bolt/cylinder#3 ~ 8	22448-67U05
PGF50	VK45DE	4500	2WD	03.10 ~	HEX EXA-4002G	8		22448-AR215

PRIMERA / PRIMERA CAMINO P11 Series

QP11	QG18DE	1800	2WD	98.09 ~ 01.01	U08001-COIL	4		22448-4M500
	QG18DD	1800	2WD	98.09 ~ 01.01	U08002-COIL	4		22448-6J901
WQP11	QG18DE	1800	2WD	98.09 ~ 01.01	U08001-COIL	4		22448-4M500
	QG18DD	1800	2WD	98.09 ~ 01.01	U08002-COIL	4		22448-6J901

PRIMERA SEDAN & WAGON P12 Series

QP12	QG18DE	1800	2WD	02.02 ~ 05.12	HEX EXA-4004G	4		22448-6N015
WTP12	QR20DE	2000	2WD	01.01 ~ 05.12	HEX EXA-4001G	4		22448-8H300
								22448-8H310
								22448-8H315
WTNP12	QR20DE	2000	4WD	01.01 ~ 05.12	HEX EXA-4001G	4		22448-8H300
								22448-8H310
								22448-8H315
HP12	SR20VE	2000	2WD	01.08 ~ 03.07	HEX EXM-3351	4		22448-91F00
WHP12	SR20VE	2000	2WD	01.08 ~ 03.07	HEX EXM-3351	4		22448-91F00
RP12	QR25DD	2500	2WD	01.01 ~ 05.12	HEX EXA-1001G	4		22448-6N200
								22448-6N210
								22448-6N215
WRP12	QR25DD	2500	2WD	01.01 ~ 05.12	HEX EXA-1001G	4		22448-6N200
								22448-6N210
								22448-6N215

NISSAN

CAR MODEL	ENG. MODEL	CC DISP'T	WD	YEAR	HITACHI APS PARTS No.	CLY Q'TY	CAR MODEL DESCRIPTION	REFERENCE No.
-----------	------------	-----------	----	------	-----------------------	----------	-----------------------	---------------

SAFARI Y61 Series

WFGY61	TB48DE	4800	2WD	02.11 ~	HEX EXA-4002G	6		22448-AR210 22448-AR215
--------	--------	------	-----	---------	---------------	---	--	----------------------------

SERENA C24 Series

TC24	QR20DE	2000	2WD	01.12 ~ 05.05	HEX EXA-4001G	4		22448-8H315
TNC24	QR20DE	2000	4WD	01.12 ~ 05.05	HEX EXA-4001G	4		22448-8H315
RC24	QR25DE	2500	2WD	01.12 ~ 05.05	HEX EXA-4001G	4		22448-8H315

SILVIA S15 Series

S15	SR20DT	2000	2WD	91.01 ~ 02.08	HEX EXM-3351	4		22448-91F00
-----	--------	------	-----	---------------	--------------	---	--	-------------

SKYLINE R32 Series

HR32	RB20DE	2000	2WD	89.05 ~ 93.08	HEX EXM-300A	6	Coil only	22433-60U01 22433-60U02
					HEX EXM-302A	6		22448-02U10 22448-02U11
					HEX EXM-300A	6		22433-60U01 22433-60U02 22448-02U10 22448-02U11
HCR32	RB20DE	2000	2WD	89.05 ~ 93.08	HEX EXM-300A	6	Coil only	22433-60U01 22433-60U02 22448-02U10 22448-02U11
					HEX EXM-302A	6		22433-60U01 22433-60U02
					HEX EXM-300A	6		22448-02U10 22448-02U11
	RB20DT	2000	2WD	89.05 ~ 93.08	HEX EXM-300A	6	Coil only	22433-60U01 22433-60U02
					HEX EXM-302A	6		22448-02U10 22448-02U11
					HEX EXM-300A	6		22433-60U01 22433-60U02
HNR32	RB20DT	2000	4WD	89.05 ~ 93.08	HEX EXM-300A	6	Coil only	22433-60U01 22433-60U02 22448-02U10 22448-02U11
					HEX EXM-302A	6		22448-02U10 22448-02U11
					HEX EXM-300A	6		22433-60U01 22433-60U02
ER32	RB25DE	2500	2WD	91.08 ~ 93.08	HEX EXM-300A	6	Coil only	22433-60U01 22433-60U02 22448-02U10 22448-02U11
					HEX EXM-302A	6		22448-02U10 22448-02U11
					HEX EXM-300A	6		22433-60U01 22433-60U02
ECR32	RB25DE	2500	2WD	91.08 ~ 93.08	HEX EXM-300A	6	Coil only	22433-60U01 22433-60U02 22448-02U10 22448-02U11
					HEX EXM-302A	6		22448-02U10 22448-02U11
					HEX EXM-300A	6		22433-60U01 22433-60U02
BNR32	RB26DTT	2600	4WD	89.08 ~ 94.11	HEX EXM-300A	6	Coil only	22433-60U01 22433-60U02 22448-02U10 22448-02U11
					HEX EXM-302A	6		22448-02U10 22448-02U11
					HEX EXM-300A	6		22433-60U01 22433-60U02

SKYLINE R33 Series (to be continued)

ER33	RB25DE	2500	2WD	93.08 ~ 95.01	HEX EXM-300A	6	Coil only	22433-60U02
					HEX EXM-302A	6		22448-02U11
				95.01 ~ 98.05	HEX EXM-1330	6		22433-25U00
					HEX EXM-1331	6		22448-25U00
	RB25DT	2500	2WD	94.06 ~ 95.01	HEX EXM-300A	6	Coil only	22433-60U02
					HEX EXM-302A	6		22448-02U11
95.01 ~ 96.01	HEX EXM-1330	6	22433-25U00					
	HEX EXM-1331	6	22448-25U00					

NISSAN

CAR MODEL	ENG. MODEL	CC DISP'T	WD	YEAR	HITACHI APS PARTS No.	CLY Q'TY	CAR MODEL DESCRIPTION	REFERENCE No.
-----------	------------	-----------	----	------	-----------------------	----------	-----------------------	---------------

SKYLINE R33 Series (please refer to previous pages)

ECR33	RB25DE	2500	2WD	93.08 ~ 95.01	HEX EXM-300A	6	Coil only	22433-60U02
					HEX EXM-302A	6		22448-02U11
				95.01 ~ 96.01	HEX EXM-1330	6	Coil only	22433-25U00
					HEX EXM-1331	6		22448-25U00
	RB25DT	93.08 ~ 95.01	2500	2WD	HEX EXM-300A	6	Coil only	22433-60U02
					HEX EXM-302A	6		22448-02U11
95.01 ~ 98.05		HEX EXM-1330	6	Coil only	22433-25U00			
		HEX EXM-1331	6		22448-25U00			
ENR33	RB25DE	2500	4WD	93.08 ~ 95.01	HEX EXM-300A	6	Coil only	22433-60U02
					HEX EXM-302A	6		22448-02U11
				95.01 ~ 98.05	HEX EXM-1330	6	Coil only	22433-25U00
					HEX EXM-1331	6		22448-25U00
BCNR33	RB26DT	2600	4WD	95.01 ~ 99.01	HEX EXM-300A	6	Coil only	22433-60U02
					HEX EXM-302A	6		22448-02U11

SKYLINE R34 Series

HR34	RB20DE	2000	2WD	99.10 ~ 01.06	HEX EXM-1840	6	Coil only	22433-AA000
					HEX EXM-1841	6		22448-AA000
ER34	RB25DE	2500	2WD	98.05 ~ 01.06	HEX EXM-1440	6		22448-AA100
								22448-AA101
	RB25DT	2500	2WD	98.05 ~ 01.06	HEX EXM-1440	6		22448-AA100
								22448-AA101
ENR34	RB25DE	2500	4WD	98.05 ~ 01.06	HEX EXM-1440	6		22448-AA100
								22448-AA101
	RB26DT	2600	4WD	99.01 ~ 02.08	HEX EXM-1330	6	Coil only	22433-25U00
					HEX EXM-1331	6		22448-25U00

SKYLINE V35 Series

V35	VQ25DD	2500	2WD	01.06 ~ 06.11	HEX EXA-1103G	6		22448-AL500
								22448-AL510
								22448-AL515
NV35	VQ25DD	2500	4WD	01.06 ~ 06.11	HEX EXA-1103G	6		22448-AL500
								22448-AL510
								22448-AL515
HV35	VQ30DD	3000	2WD	01.06 ~ 04.11	HEX EXA-3103N	6		22448-AL600
								22448-AL615
CPV35	VQ35DE	3500	2WD	03.01 ~ 06.11	HEX EXA-3103N	6		22448-AL615
								22448-AL61C
PV35	VQ35DE	3500	2WD	02.01 ~ 06.11	HEX EXA-3103N	6		22448-AL615
								22448-AL61C

STAGEA M35 Series

M35	VQ25DD	2500	2WD	01.10 ~	HEX EXA-1103G	6		22448-AL510
								22448-AL515
NM35	VQ25DD	2500	4WD	01.10 ~	HEX EXA-1103G	6		22448-AL510
								22448-AL515
	VQ25DT	2500	4WD	01.10 ~ 04.08	HEX EXA-3103N	6		22448-AL610
HM35	VQ30DD	3000	2WD	01.10 ~ 04.08	HEX EXA-3103N	6		22448-AL610
								22448-AL615
PM35	VQ35DE	3500	2WD	03.06 ~	HEX EXA-3103N	6	Inclusive spec.AUTECH AXIS350S	22448-AL615
PNM35	VQ35DE	3500	4WD	04.08 ~	HEX EXA-3103N	6		22448-AL615
								22448-AL61C

NISSAN

CAR MODEL	ENG. MODEL	CC DISP'T	WD	YEAR	HITACHI APS PARTS No.	CLY Q'TY	CAR MODEL DESCRIPTION	REFERENCE No.
-----------	------------	-----------	----	------	-----------------------	----------	-----------------------	---------------

STAGEA WC34 Series

WHC34	RB20DE	2000	2WD	97.08 ~ 98.08	HEX EXM-1440	6		22448-5L300	
								22448-AA100	
								22448-AA101	
				98.08 ~ 01.10	HEX EXM-1840	6	Coil only	22433-AA000	
				HEX EXM-1841	6		22448-AA000		
WGC34	RB25DE	2500	2WD	96.09 ~ 97.08	HEX EXM-1330	6	Coil only	22433-25U00	
					HEX EXM-1331	6		22448-25U00	
				97.08 ~ 01.10	HEX EXM-1440	6		22448-5L300	
							22448-AA100		
							22448-AA101		
		RB25DT	2500	2WD	98.08 ~ 01.10	HEX EXM-1440	6		22448-AA100
							22448-AA101		
WGNC34	RB25DE	2500	4WD	96.09 ~ 97.08	HEX EXM-1330	6	Coil only	22433-25U00	
					HEX EXM-1331	6		22448-25U00	
				97.08 ~ 01.10	HEX EXM-1440	6		22448-5L300	
							22448-AA100		
							22448-AA101		
		RB25DT	2500	4WD	96.09 ~ 97.08	HEX EXM-1330	6	Coil only	22433-25U00
					HEX EXM-1331	6		22448-25U00	
	97.08 ~ 01.10				HEX EXM-1440	6		22448-AA100	
						22448-AA101			
	RB26DT	2600	4WD	97.11 ~ 98.08	HEX EXM-300A	6	Coil only/spec.AUTECH 260RS	22433-60U02	
				HEX EXM-302A	6	spec.AUTECH 260RS	22448-02U11		

SUNNY B15 Series

B15	QG13DE	1300	2WD	98.10 ~ 02.05	U08001-COIL	4		22448-4M500
				02.05 ~ 04.10	HEX EXA-4004G	4		22448-6N015
FB15	QG15DE	1500	2WD	98.10 ~ 02.05	U08001-COIL	4		22448-4M500
				02.05 ~ 04.10	HEX EXA-4004G	4		22448-6N015
				01.04 ~ 02.05	HEX EXA-4004G	4	spec.G-LEV Gao Exhaust	22448-6N001
							22448-6N011	
							22448-6N015	
FNB15	QG15DE	1500	4WD	98.10 ~ 02.05	U08001-COIL	4		22448-4M500
				02.05 ~ 04.10	HEX EXA-4004G	4		22448-6N015
QB15	QG18DD	1800	2WD	98.10 ~ 02.05	U08002-COIL	4		22448-6J901

TEANA J31 Series

TNJ31	QR25DE	2500	4WD	03.02 ~ 08.06	HEX EXA-4001G	4		22448-8H314
								22448-8H315
								22448-9Y600

TINO V10 Series

V10	QG18DE	1800	2WD	98.12 ~ 02.10	U08001-COIL	4		22448-4M500
				02.10 ~	HEX EXA-4004G	4		22448-6N015

X-TRAIL T30 Series

T30	QR20DE	2000	2WD	00.10 ~ 07.08	HEX EXA-4001G	4		22448-8H300
								22448-8H310
								22448-8H314
								22448-8H315
NT30	QR20DE	2000	4WD	00.10 ~ 07.08	HEX EXA-4001G	4		22448-8H310
								22448-8H314
								22448-8H315
PNT30	SR20VT	2000	4WD	00.10 ~ 07.08	HEX EXM-3351	4		22448-91F00

Parts No. Comparison List of Ignition Coil

REFERENCE No. and HITACHI APS PARTS No.

REFERENCE No.	HITACHI APS PARTS No.
NISSAN	
22433-25U00	HEX EXM-1330
22433-59S11	HEX EXM-210A
22433-59S12	
22433-60U01	HEX EXM-300A
22433-60U02	
22433-AA000	HEX EXM-1840
22448-02U10	HEX EXM-302A
22448-02U11	
22448-25U00	HEX EXM-1331
22448-2Y000	HEX EXM-2841
22448-2Y001	HEX EXM-2843
22448-2Y005	HEX EXM-2851
22448-2Y006	HEX EXM-2853A
22448-2Y007	
22448-2Y502	HEX EXM-2451B
22448-2Y700	HEX EXM-2471
22448-31U00	HEX EXM-1301A
22448-31U01	
22448-31U05	HEX EXM-1351A
22448-31U06	
22448-3H000	HEX EXM-1322
22448-4M500	U08001-COIL
22448-4M50A	
22448-4W001	HEX EXM-2844
22448-4W011	HEX EXM-2854
22448-5L300	HEX EXM-1440
22448-67U05	HEX EXM-1372
22448-6J901	U08002-COIL
22448-6N000	HEX EXA-4004G
22448-6N001	
22448-6N011	
22448-6N015	
22448-6N200	HEX EXA-1001G
22448-6N210	
22448-6N215	
22448-6P000	HEX EXM-1322
22448-8H300	HEX EXA-4001G
22448-8H310	
22448-8H314	
22448-8H315	
22448-91F00	HEX EXM-3351
22448-9Y600	HEX EXA-4001G
22448-AA000	HEX EXM-1841
22448-AA100	HEX EXM-1440
22448-AA101	

REFERENCE No.	HITACHI APS PARTS No.
NISSAN	
22448-AD101	HEX EXM-1304
22448-AL500	HEX EXA-1103G
22448-AL510	
22448-AL515	
22448-AL600	HEX EXA-3103N
22448-AL610	
22448-AL615	
22448-AL61C	
22448-AR000	HEX EXA-1002G
22448-AR010	
22448-AR015	
22448-AR210	HEX EXA-4002G
22448-AR215	
22448-AX001	HEX EXA-6207J
22448-F6512	HEX EXM-212A
22448-F6513	

Parts No. Comparison List of Ignition Coil

HITACHI APS PARTS No. and REFERENCE No.

HITACHI APS PARTS No.	REFERENCE No.
HEX EXA-1001G	22448-6N200
	22448-6N210
	22448-6N215
HEX EXA-1002G	22448-AR000
	22448-AR010
	22448-AR015
HEX EXA-1103G	22448-AL500
	22448-AL510
	22448-AL515
HEX EXA-3103N	22448-AL600
	22448-AL610
	22448-AL615
	22448-AL61C
HEX EXA-4001G	22448-8H300
	22448-8H310
	22448-8H314
	22448-8H315
	22448-9Y600
HEX EXA-4002G	22448-AR210
	22448-AR215
HEX EXA-4004G	22448-6N000
	22448-6N001
	22448-6N011
	22448-6N015
HEX EXA-6207J	22448-AX001
HEX EXM-210A	22433-59S11
	22433-59S12
HEX EXM-212A	22448-F6512
	22448-F6513
HEX EXM-300A	22433-60U01
	22433-60U02
HEX EXM-302A	22448-02U10
	22448-02U11
HEX EXM-1301A	22448-31U00
	22448-31U01
HEX EXM-1304	22448-AD101
HEX EXM-1322	22448-3H000
	22448-6P000
HEX EXM-1330	22433-25U00
HEX EXM-1331	22448-25U00
HEX EXM-1351A	22448-31U05
	22448-31U06
HEX EXM-1372	22448-67U05
HEX EXM-1440	22448-5L300
	22448-AA100
	22448-AA101
HEX EXM-1840	22433-AA000
HEX EXM-1841	22448-AA000
HEX EXM-2451B	22448-2Y502
HEX EXM-2471	22448-2Y700

HITACHI APS PARTS No.	REFERENCE No.
HEX EXM-2841	22448-2Y000
HEX EXM-2843	22448-2Y001
HEX EXM-2844	22448-4W001
HEX EXM-2851	22448-2Y005
HEX EXM-2853A	22448-2Y006
	22448-2Y007
HEX EXM-2854	22448-4W011
HEX EXM-3351	22448-91F00
U08001-COIL	22448-4M500
	22448-4M50A
U08002-COIL	22448-6J901